

Meningitis (bacterial) and meningococcal disease: recognition, diagnosis and management

[G4] Evidence review for corticosteroids for treatment of bacterial meningitis

NICE guideline number tbc

Evidence review underpinning recommendations 1.9.1 to 1.9.3 and research recommendation 5 in the NICE guideline

September 2023

Draft for consultation

This evidence review was developed by NICE

Disclaimer

The recommendations in this guideline represent the view of NICE, arrived at after careful consideration of the evidence available. When exercising their judgement, professionals are expected to take this guideline fully into account, alongside the individual needs, preferences and values of their patients or service users. The recommendations in this guideline are not mandatory and the guideline does not override the responsibility of healthcare professionals to make decisions appropriate to the circumstances of the individual patient, in consultation with the patient and/or their carer or guardian.

Local commissioners and/or providers have a responsibility to enable the guideline to be applied when individual health professionals and their patients or service users wish to use it. They should do so in the context of local and national priorities for funding and developing services, and in light of their duties to have due regard to the need to eliminate unlawful discrimination, to advance equality of opportunity and to reduce health inequalities. Nothing in this guideline should be interpreted in a way that would be inconsistent with compliance with those duties.

NICE guidelines cover health and care in England. Decisions on how they apply in other UK countries are made by ministers in the [Welsh Government](#), [Scottish Government](#), and [Northern Ireland Executive](#). All NICE guidance is subject to regular review and may be updated or withdrawn.

Copyright

© NICE 2023. All rights reserved. Subject to [Notice of rights](#).

ISBN:

Contents

| | |
|--|-----------|
| Corticosteroids for treatment of bacterial meningitis..... | 6 |
| Review question | 6 |
| Introduction | 6 |
| Summary of the protocol | 6 |
| Methods and process | 9 |
| Effectiveness | 9 |
| Summary of included studies..... | 10 |
| Summary of the evidence | 12 |
| Economic evidence | 12 |
| Economic model..... | 13 |
| Unit costs | 13 |
| The committee’s discussion and interpretation of the evidence | 13 |
| Recommendations supported by this evidence review | 15 |
| References – included studies..... | 16 |
| Appendices..... | 17 |
| Appendix A Review protocols | 17 |
| Review protocol for review question: What is the effectiveness of corticosteroid treatment in bacterial meningitis? | 17 |
| Appendix B Literature search strategies | 25 |
| Literature search strategies for review question: What is the effectiveness of corticosteroid treatment in bacterial meningitis? | 25 |
| Appendix C Effectiveness evidence study selection | 31 |
| Study selection for: What is the effectiveness of corticosteroid treatment in bacterial meningitis? | 31 |
| Appendix D Evidence tables..... | 32 |
| Evidence tables for review question: What is the effectiveness of corticosteroid treatment in bacterial meningitis?..... | 32 |
| Appendix E Forest plots | 39 |
| Forest plots for review question: What is the effectiveness of corticosteroid treatment in bacterial meningitis?..... | 39 |
| Appendix F GRADE tables..... | 48 |
| GRADE tables for review question: What is the effectiveness of corticosteroid treatment in bacterial meningitis?..... | 48 |
| Appendix G Economic evidence study selection | 52 |
| Study selection for: What is the effectiveness of corticosteroid treatment in bacterial meningitis? | 52 |
| Appendix H Economic evidence tables | 53 |
| Economic evidence tables for review question: What is the effectiveness of corticosteroid treatment in bacterial meningitis?..... | 53 |

| | | |
|-------------------|--|-----------|
| Appendix I | Economic model | 54 |
| | Economic model for review question: What is the effectiveness of corticosteroid treatment in bacterial meningitis? | 54 |
| Appendix J | Excluded studies | 55 |
| | Excluded studies for review question: What is the effectiveness of corticosteroid treatment in bacterial meningitis? | 55 |
| Appendix K | Research recommendations – full details | 68 |
| | Research recommendations for review question: What is the effectiveness of corticosteroid treatment in bacterial meningitis? | 68 |

1 **Corticosteroids for treatment of bacterial**
2 **meningitis**

3 **Review question**

4 What is the effectiveness of corticosteroid treatment in bacterial meningitis?

5 **Introduction**

6 Bacterial meningitis is a rare but serious infection, which can occur in any age group, and
7 can result in significant complications including hearing loss and neurological deficits.
8 Treatment with corticosteroids has been shown to result in a reduction of the inflammatory
9 response in the cerebrospinal fluid and reversal of brain oedema.

10 The aim of this review is to establish the effectiveness of corticosteroid treatment in the initial
11 management of bacterial meningitis.

12 **Summary of the protocol**

13 See Table 1 for a summary of the Population, Intervention, Comparison and Outcome
14 (PICO) characteristics of this review.

1 **Table 1: Summary of the protocol (PICO table)**

| | |
|-------------------|---|
| Population | All adults, young people, children and babies (including neonates defined as aged 28 days old and younger) with confirmed bacterial meningitis. |
|-------------------|---|

| | |
|---------------------|--|
| Intervention | Corticosteroids (administered via any route): <ul style="list-style-type: none">• Dexamethasone• Hydrocortisone• Prednisolone• Methylprednisolone |
| Comparison | <ul style="list-style-type: none">• Head-to-head comparisons between the above corticosteroids• Placebo• No corticosteroid treatment |

| Outcome | Critical |
|---------|--|
| | <p>Population: adults, infants, and children</p> <ul style="list-style-type: none">• All-cause mortality (measured up to 1 year after discharge)• Any long-term neurological impairment (defined as any motor deficits, sensory deficits [excluding hearing impairment], cognitive deficits*, or behavioural deficits*; measured from discharge up to 1 year after discharge) <p>Population: adults</p> <ul style="list-style-type: none">• Functional impairment (measured by any validated scale at any time point) <p>Population: infants and children</p> <ul style="list-style-type: none">• Severe developmental delay (defined as score of >2 SD below normal on validated assessment scales, or MDI or PDI <70 on Bayley's assessment scale, or inability to assign a score due to cerebral palsy or severity of cognitive delay; measured at the oldest age reported unless there is substantially more data available at a younger age) |
| | <p>Important</p> <p>Population: adults, infants, and children</p> <ul style="list-style-type: none">• Diagnosis of epilepsy or occurrence of seizures during hospitalisation• Hearing impairment (defined as any level of hearing impairment; measured from discharge up to 1 year after discharge)• Serious intervention-related adverse effects leading to death, disability or prolonged hospitalisation or that are life threatening or otherwise considered medically significant <p>Population: adults</p> <ul style="list-style-type: none">• Length of hospitalisation <p>Population: infants and children</p> <ul style="list-style-type: none">• Functional impairment (measured by any validated scale at any time point) <p>* For infants and children below school-age, cognitive and behavioural deficits will be assessed at school-age.</p> |

1 *SD: standard deviation; MDI: mental development index; PDI: psychomotor development index*

2 For further details see the review protocol in appendix A.

3 **Methods and process**

4 This evidence review was developed using the methods and process described in
5 [Developing NICE guidelines: the manual](#). Methods specific to this review question are
6 described in the review protocol in appendix A and the methods document (supplementary
7 document 1).

8 Declarations of interest were recorded according to [NICE's conflicts of interest policy](#).

9 **Effectiveness**

10 **Included studies**

11 Two Cochrane systematic reviews (SRs; Brouwer 2015; Ogunlesi 2015), and 1 additional
12 randomised controlled trial (RCT; Khan 2016) were included in this review.

13 The included studies are summarised in Table 2.

14 The Cochrane SRs included data from 27 RCTs, 2 RCTs were included in Ogunlesi 2015,
15 and 25 RCTs in Brouwer 2015. One RCT (Scarborough 2007) included in the Cochrane SR
16 by Brouwer 2015 was excluded from the review as 89% of the study population were HIV
17 positive.

1 One Cochrane SR assessed neonates only (Ogunlesi 2015), 1 Cochrane SR assessed
2 children and adults (Brouwer 2015), and the additional RCT assessed adults (Khan 2016).
3 Not all outcomes in Brouwer 2015 were stratified into children and adults as indicated in our
4 review protocol. Where data from adults, children and babies were combined in a meta-
5 analysis for outcomes of interest in our review protocol, the data for each age group was
6 extracted from the SR and meta-analysed separately for this review.

7 Twenty-five RCTs compared dexamethasone to placebo (22 RCTs included in Brouwer
8 2015; 2 RCTs included in Ogunlesi 2015; Khan 2016). Three RCTs compared
9 hydrocortisone, prednisolone or combination of both to placebo (3 RCTs included in Brouwer
10 2015).

11 See the literature search strategy in appendix B and study selection flow chart in appendix C.

12 Excluded studies

13 Studies not included in this review are listed, and reasons for their exclusion are provided in
14 appendix K.

15 Summary of included studies

16 Summaries of the studies that were included in this review are presented in Table 2.

17 **Table 2: Summary of included studies**

| Study | Population | Comparisons | Outcomes | Comments |
|---------------------------------------|--|--|---|---|
| Brouwer 2015 Systematic review | Number of adults, children and babies N=4121 Number of RCTs N=25 (n=17 0 - 17 years old; n=1 > 14 years old; n=1 >15 years old; >16 years old; n=5 all age groups) Countries included in SR n=15 high or middle-income n=10 low and lower middle-income Steroid administered | <u>Dexamethasone versus placebo (with antibiotics)</u> 22 RCTs (Belsey 1969; Bhaumik 1998; Ciana 1995; De Gans 2002; Girgis 1989; Kanra 1995; Kilpi 1995; King 1994; Lebel 1988a; Lebel 1988b; Lebel 1989; Marthur 2013; Molyneux 2002; Nguyen 2007; Odio 1991; Peltola 2007; Qazi 1996; Sankar 2007; Scarborough 2007; Schaad 1993; Thomas 1999; Wald 1995) <u>Hydrocortisone or prednisolone or combination of both versus placebo (with antibiotics)</u> 3 RCTs (Bademosi 1979; Bennet 1963; DeLemos 1969) | <ul style="list-style-type: none"> • All-cause mortality • Long-term neurological impairment • Hearing impairment • Serious intervention-related adverse events | Scarborough 2007 excluded from review as 89% of population were HIV positive See evidence tables for steroid and antibiotic regimes used |

| Study | Population | Comparisons | Outcomes | Comments |
|--|---|---|--|---|
| | <p>before or with antibiotic n=13 studies, after antibiotic n=9 studies, and not stated n=3 studies</p> <p>Case-fatality range: 0%-54%</p> | | | |
| <p>Khan 2016 RCT Pakistan</p> | <p>Adults N=480</p> <p>Age in mean years (SD): 40.98 (14.28)</p> <p>Timing of steroid in relation to antibiotics: NR</p> <p>Case-fatality: 20%</p> | <p><u>Dexamethasone and antibiotics (n=240) versus placebo and antibiotics (n=240)</u></p> <p>Dexamethasone regime: 10mg IV every 6 hours for 4 days</p> <p>Antibiotic regime: cefotaxime 2g IV every 8 hours plus vancomycin 1g every 12 hours</p> | <ul style="list-style-type: none"> All-cause mortality | None |
| <p>Ogunlesi 2015 Systematic review</p> | <p>Number of neonates (≤28 days old) N=132</p> <p>Number of RCTs N=2</p> <p>Countries included in SR n=2 middle-income countries</p> <p>Steroid administered before antibiotic n=2 RCTs</p> <p>Case-fatality range: 25%</p> | <p><u>Dexamethasone versus placebo (with antibiotics alone or antibiotic with placebo solution)</u></p> <p>2 RCTs (Daoud 1999; Marthur 2013)</p> | <ul style="list-style-type: none"> All-cause mortality Developmental delay Seizures Hearing loss | See evidence tables for steroid and antibiotic regimes used |

1 *HIV: human immunodeficiency virus; IV: intravenous; NR: not reported; SD: standard deviation; SR: systematic*
2 *review; RCT: randomised controlled trial.*

3 See the full evidence tables in appendix D and the forest plots in appendix E.

4 **Summary of the evidence**

5 This section is a narrative summary of the findings of the review, as presented in the GRADE
6 tables in appendix F. For details of the committee's confidence in the evidence and how this
7 affected recommendations, see The committee's discussion and interpretation of the
8 evidence.

9 All of the evidence was assessed as being moderate to very low quality due to risk of bias
10 (arising from selective reporting, missing outcome data, non-blinding, and the randomisation
11 process), imprecision (due to low event rates), and heterogeneity. The findings were
12 seriously or very seriously imprecise for all outcomes, except mortality and serious
13 intervention related adverse events (recurrent fever during hospitalisation) in babies and
14 children; therefore, they should not be taken as definitive evidence of effectiveness, or lack of
15 effectiveness. Evidence was stratified by age. See the GRADE tables in appendix F for the
16 certainty of the evidence for each individual outcome.

17 Evidence showed that corticosteroids had an important benefit over placebo in adults with
18 bacterial meningitis on mortality and hearing impairment. In addition, corticosteroids were
19 possibly associated with a lower rate of neurological impairment assessed at discharge to 6
20 weeks in adults compared to placebo (90% CI 0.43 to 0.93). However, the difference was not
21 statistically significant, and no important difference was shown for neurological impairment
22 assessed at 6 weeks to 1 year or gastrointestinal bleeding.

23 Evidence showed that a lower rate of hearing impairment and persistent fever in babies and
24 children receiving corticosteroids relative to placebo. However, there was a higher rate of
25 gastrointestinal bleeding and recurrent fever for corticosteroids compared to placebo in
26 babies and children. No important difference was shown for mortality or neurological
27 impairment at any time point.

28 In neonates aged less than 28 days, there was a lower rate of hearing loss (assessed at 4-10
29 weeks after discharge) for those receiving corticosteroids relative to placebo, however this
30 evidence came from a single study. No important difference was shown between
31 corticosteroids and placebo for mortality, developmental delay, or seizures in neonates.

32 There were a number of outcomes in the protocol that were not reported by any studies,
33 including functional impairment and length of hospitalisation. Additionally, all of the evidence
34 identified compared corticosteroids against a placebo; there was no evidence available for
35 head-to-head comparisons between different types of corticosteroids or comparing
36 corticosteroids to no treatment.

37 See the GRADE tables in appendix F for the certainty of the evidence for each individual
38 outcome.

39 **Economic evidence**

40 **Included studies**

41 A single economic search was undertaken for all topics included in the scope of this
42 guideline, but no economic studies were identified which were applicable to this review
43 question.

1 **Economic model**

2 No economic modelling was undertaken for this review because the committee agreed that
3 other topics were higher priorities for economic evaluation. This was because corticosteroids
4 are not expensive.

5 **Unit costs**

6 **Table 3: Unit costs for corticosteroid treatment in bacterial meningitis**

| Resource | Unit cost | Source |
|-----------------------------|-------------------|------------------|
| Dexamethasone 3.3 mg per ml | £2.40 per ampoule | BNF January 2023 |

7 **The committee's discussion and interpretation of the evidence**

8 **The outcomes that matter most**

9 Bacterial meningitis is associated with high rates of mortality and morbidity, therefore all-
10 cause mortality and long-term neurological impairment were prioritised as critical outcomes
11 due to the severity of these outcomes. Severe developmental delay was prioritised over
12 functional impairment in children and babies, as it is a more relevant and important outcome
13 for this population. Functional impairment was prioritised as a critical outcome in adults due
14 to the concern about the potential long-term limitations of bacterial meningitis on the ability to
15 carry out certain activities of daily life.

16 In addition to functional impairment (in children and babies), epilepsy or seizures, hearing
17 impairment and serious intervention-related adverse effects were selected as important
18 outcomes as these are relatively common after bacterial meningitis and may be related to
19 corticosteroid use. Length of hospitalisation was also included as an important outcome for
20 adults as this may be considered as an indicator of treatment effectiveness and was
21 expected to be commonly reported in trials.

22 **The quality of the evidence**

23 The quality of the evidence was assessed using GRADE methodology. The evidence varied
24 from very low to moderate quality and was largely downgraded for risk of bias (due to lack of
25 information on the randomisation process or the stratified results were not reported), and
26 imprecision (due to wide confidence intervals or small number of events).

27 There was no evidence identified for functional impairment or length of hospitalisation.
28 Additionally, there was no evidence available for head-to-head comparisons between
29 different types of corticosteroids or comparing corticosteroids to no treatment.

30 **Benefits and harms**

31 The committee considered the evidence comparing corticosteroid treatment to placebo and
32 noted that benefits were shown in terms of lower rates of mortality and hearing impairment
33 (and possibly neurological impairment) in adults. For babies and children, the evidence
34 showed a lower rate of hearing impairment in those receiving corticosteroids compared to
35 placebo. However, there was a higher rate of gastrointestinal bleeding and recurrent fever for
36 corticosteroids compared to placebo. Based on this evidence, and their clinical knowledge
37 and experience, the committee recommended that corticosteroids should be used in the
38 treatment of strongly suspected or confirmed bacterial meningitis. The committee agreed to
39 make this recommendation despite the potential harms identified in this evidence review,
40 because neurosensory deafness is a long-term significant morbidity that has serious
41 implications whereas gastrointestinal bleeding and fever are usually short term and are
42 typically not serious. No evidence was available for head-to-head comparisons between

1 different corticosteroids, however, the committee agreed to recommend intravenous
2 dexamethasone as the corticosteroid of choice as the majority of studies included in the
3 review used this corticosteroid.

4 The committee noted that this was an off-label use of dexamethasone (in January 2024) and
5 doses, frequency, and duration in the BNF (British National Formulary 2023) and BNFC
6 (British National Formulary for Children 2023) for severe infections should be followed. The
7 committee acknowledged that 10 mg intravenous dexamethasone every 6 hours for 4 days
8 for adults with bacterial meningitis treatment and 0.15 mg/kg (maximum 10 mg) intravenous
9 dexamethasone every 6 hours for 4 days for babies, children and young people with bacterial
10 meningitis treatment is in line with BNF and BNFC.

11 The evidence review did not directly address differential effectiveness of corticosteroids
12 based on the causative organism or the use of corticosteroids for treatment when the
13 causative agent is not found. However, the committee were aware of subgroup analyses in
14 the Cochrane review that is included in this review (Brouwer 2015) showing clinical benefits
15 of corticosteroids for pneumococcal meningitis but not for other causative organisms. Based
16 on this evidence, and their clinical knowledge and experience, the committee recommended
17 discontinuing dexamethasone treatment if the causative agent is identified and is not
18 pneumococcal meningitis, and seeking advice from an infection specialist to determine
19 whether dexamethasone should be continued if the causative organism of bacterial
20 meningitis is not identified.

21 The evidence review did not directly address the optimal timing of corticosteroid
22 administration, but the committee agreed this was an important issue and had included
23 timing in the protocol as a factor to investigate in the event of significant heterogeneity across
24 studies. The majority of studies included in the review administered corticosteroids before or
25 with antibiotics. The committee agreed that this is in line with current clinical practice and
26 made a recommendation to highlight the importance of early administration. However, the
27 committee recognised that the priority in the treatment of bacterial meningitis is urgent
28 initiation of antibiotic treatment (see evidence report C1), and the committee recommended
29 that antibiotic administration should not be delayed waiting for dexamethasone to be started.
30 The committee were aware that the previous NICE guideline on bacterial meningitis (NICE
31 2010) recommended not to administer corticosteroids if more than 12 hours had lapsed since
32 the administration of antibiotics. The committee recommended that if corticosteroids could
33 not be started before or with antibiotics then they should be administered at the earliest
34 opportunity within the 12-hour window since the start of antibiotics. The committee discussed
35 the 12-hour threshold in the previous guideline and noted that the previous recommendation
36 was based on 12 hours being the latest time point after antibiotic administration in the
37 evidence reviewed for the previous guideline. The committee noted that there is an absence
38 of evidence beyond this timeframe, however, they agreed based on their clinical knowledge
39 and experience that there are situations where a patient may benefit from corticosteroids
40 even if more than 12 hours have elapsed since the administration of antibiotic. Therefore, the
41 committee recommended that if corticosteroid administration is delayed for more than 12
42 hours after the start of antibiotics, advice from an infection specialist should be sought, and
43 the decision to commence corticosteroids should be individualised to the patient and based
44 on the potential for clinical benefit at this point.

45 The committee agreed to not include recommendations on the use of corticosteroids in
46 neonates due to insufficient evidence. The committee discussed that extrapolating from the
47 evidence for older age groups would not be appropriate because the spectrum of organisms
48 causing infection in neonates is different, and the impact on the developing brain of the
49 causative organisms during inflammation may not be the same. The committee agreed to
50 include a research recommendation to investigate the effectiveness of corticosteroids as an
51 adjunct to antibiotic treatment in neonates with suspected or confirmed bacterial meningitis
52 (see Appendix K).

1 **Cost effectiveness and resource use**

2 This review question was not prioritised for economic analysis and therefore the committee
3 made a qualitative assessment of the likely cost-effectiveness of their recommendations.
4 Given the evidence on benefits and harms and the low costs of intervention the committee
5 concluded that corticosteroids would be cost-effective for adults with strongly suspected or
6 confirmed bacterial meningitis. The committee noted that this recommendation was in line
7 with current NHS practice and therefore would not have a significant resource implication.

8 Similarly, the committee reasoned that corticosteroids were likely to be cost-effective in
9 babies, children and young people whilst noting there was an increased risk of
10 gastrointestinal bleeding which they did not think offset the clinical benefits of reduced
11 hearing impairment and persistent fever. The recommendations made are in line with current
12 practice and therefore no significant resource impact is expected.

13 **Recommendations supported by this evidence review**

14 This evidence review supports recommendations 1.9.1 to 1.9.3 and the research
15 recommendation on corticosteroid treatment in neonates with bacterial meningitis.
16

1

2 **References – included studies**

3 **Effectiveness**

4 **Brouwer 2015**

5 Brouwer, M. C., McIntyre, P., Prasad, K., van de Beek, D. Corticosteroids for acute bacterial
6 meningitis. Cochrane Database of Systematic Reviews Cochrane Database Syst Rev,
7 CD004405, 2015

8 **Khan 2016**

9 Khan, D. M., Ather, ChAA, Khan, I. M. Comparison of dexamethasone versus placebo for
10 management of bacterial meningitis. Pakistan journal of medical and health sciences, 10,
11 1296-1299, 2016

12 **Ogunlesi 2015**

13 Ogunlesi, T. A., Odigwe, C. C., Oladapo, O. T. Adjuvant corticosteroids for reducing death in
14 neonatal bacterial meningitis. Cochrane Database of Systematic Reviews Cochrane
15 Database Syst Rev, CD010435, 2015

16 **Economic**

17 No studies were identified which were applicable to this review question.

18 **Other**

19 **NICE 2010**

20 National Institute for Health and Care Excellence (2010). Meningitis (bacterial) and
21 meningococcal septicaemia in under 16s: recognition, diagnosis and management. Available
22 at: <https://www.nice.org.uk/guidance/cg102> [Accessed 04/04/2022]

23

1 Appendices

2 Appendix A Review protocols

3 Review protocol for review question: What is the effectiveness of corticosteroid treatment in bacterial meningitis?

4 **Table 4: Review protocol**

| Field | Content |
|-----------------------------------|---|
| PROSPERO registration number | CRD42021232481 |
| Review title | Corticosteroid treatment in bacterial meningitis |
| Review question | What is the effectiveness of corticosteroid treatment in bacterial meningitis? |
| Objective | To determine the effectiveness of corticosteroid treatment in bacterial meningitis |
| Searches | <p>The following databases will be searched:</p> <ul style="list-style-type: none">• Cochrane Central Register of Controlled Trials (CENTRAL)• Cochrane Database of Systematic Reviews (CDSR)• Embase• MEDLINE <p>Searches will be restricted by:</p> <ul style="list-style-type: none">• Date limitations: 1980• English language• Human studies <p>The full search strategies for MEDLINE database will be published in the final review. For each search, the principal database search strategy is quality assured by a second information scientist using an adaptation of the PRESS 2015 Guideline Evidence-Based Checklist.</p> |
| Condition or domain being studied | Bacterial meningitis |
| Population | Inclusion: All adults, young people, children and babies (including neonates defined as aged 28 days old and |

| Field | Content |
|---|---|
| | <p>younger) with confirmed bacterial meningitis.</p> <p>Exclusion:</p> <p>People:</p> <ul style="list-style-type: none"> • with known immunodeficiency. • who have brain tumours, pre-existing hydrocephalus, intracranial shunts, previous neurosurgical procedures, or known cranial or spinal anomalies that increase the risk of bacterial meningitis. • with confirmed viral meningitis or viral encephalitis. • with confirmed tuberculous meningitis. • with confirmed fungal meningitis. |
| Intervention/Exposure/Test | <p>Corticosteroids (administered via any route):</p> <ul style="list-style-type: none"> • Dexamethasone • Hydrocortisone • Prednisolone • Methylprednisolone |
| Comparator/Reference standard/Confounding factors | <ul style="list-style-type: none"> • Head-to-head comparisons between the above corticosteroids • Placebo • No corticosteroid treatment |
| Types of study to be included | <p>Include published full-text papers:</p> <ul style="list-style-type: none"> • Systematic reviews of RCTs • RCTs • If insufficient RCTs: prospective cohort studies • If insufficient prospective cohort studies: retrospective cohort studies <p>Exclude:</p> <ul style="list-style-type: none"> • Conference abstracts |
| Other exclusion criteria | <ul style="list-style-type: none"> • Cohort studies from low income countries. • Studies conducted prior to 1980 as currently used antibiotics were not in common usage prior to this date. |

| Field | Content |
|---|--|
| | <ul style="list-style-type: none"> • Studies published not in English-language • Non-randomised studies be downgraded for risk of bias if they do not adequately adjust for the following covariates, but will not be excluded for this reason: <ul style="list-style-type: none"> ○ Infective organism ○ Severity of illness at presentation ○ Comorbidity |
| Context | This guidance will fully update the following: Meningitis (bacterial) and meningococcal septicaemia in under 16s: recognition, diagnosis and management (CG102) |
| Primary outcomes (critical outcomes) | <p>Population: adults</p> <ul style="list-style-type: none"> • All-cause mortality (measured up to 1 year after discharge) • Any long-term neurological impairment (defined as any motor deficits, sensory deficits [excluding hearing impairment], cognitive deficits, or behavioural deficits; measured from discharge up to 1 year after discharge) • Functional impairment (measured by any validated scale at any time point) <p>Population: infants and children</p> <ul style="list-style-type: none"> • All-cause mortality (measured up to 1 year after discharge) • Any long-term neurological impairment (defined as any motor deficits, sensory deficits [excluding hearing impairment], cognitive deficits*, or behavioural deficits*; measured from discharge up to 1 year after discharge) • Severe developmental delay (defined as score of >2 SD below normal on validated assessment scales, or MDI or PDI <70 on Bayleys assessment scale, or inability to assign a score due to cerebral palsy or severity of cognitive delay; measured at the oldest age reported unless there is substantially more data available at a younger age) <p>*For infants and children below school-age, cognitive and behavioural deficits will be assessed at school-age.</p> |
| Secondary outcomes (important outcomes) | <p>Population: adults</p> <ul style="list-style-type: none"> • Diagnosis of epilepsy or occurrence of seizures during hospitalisation • Hearing impairment (defined as any level of hearing impairment; measured from discharge up to 1 year after discharge) • Serious intervention-related adverse effects leading to death, disability or prolonged hospitalisation or that are |

| Field | Content |
|--|--|
| | <p>life threatening or otherwise considered medically significant</p> <ul style="list-style-type: none"> • Length of hospitalisation <p>Population: infants and children</p> <ul style="list-style-type: none"> • Diagnosis of epilepsy or occurrence of seizures during hospitalisation • Hearing impairment (defined as any level of hearing impairment; measured from discharge up to 1 year after discharge) • Functional impairment (measured by any validated scale at any time point) • Serious intervention-related adverse effects leading to death, disability or prolonged hospitalisation or that are life threatening or otherwise considered medically significant |
| Data extraction (selection and coding) | <p>All references identified by the searches and from other sources will be uploaded into STAR and de-duplicated. Titles and abstracts of the retrieved citations will be screened to identify studies that potentially meet the inclusion criteria outlined in the review protocol. Dual sifting will not be undertaken for this question. Full versions of the selected studies will be obtained for assessment. Studies that fail to meet the inclusion criteria once the full version has been checked will be excluded at this stage. Each study excluded after checking the full version will be listed, along with the reason for its exclusion. A standardised form will be used to extract data from studies. The following data will be extracted: study details (reference, country where study was carried out, type and dates), participant characteristics, inclusion and exclusion criteria, details of the intervention if relevant, setting and follow-up, relevant outcome data and source of funding. One reviewer will extract relevant data into a standardised form, and this will be quality assessed by a senior reviewer.</p> |
| Risk of bias (quality) assessment | <p>Quality assessment of individual studies will be performed using the following checklists:</p> <ul style="list-style-type: none"> • ROBIS tool for systematic reviews • Cochrane RoB tool v.2 for RCTs and quasi-RCTs • Cochrane ROBINS-I tool for non-randomised (clinical) controlled trials and cohort studies <p>The quality assessment will be performed by one reviewer and this will be quality assessed by a senior reviewer.</p> |
| Strategy for data synthesis | <p>Quantitative findings will be formally summarised in the review. Where multiple studies report on the same outcome for the same comparison, meta-analyses will be conducted using Cochrane Review Manager software. A fixed effect meta-analysis will be conducted and data will be presented as risk ratios if possible or odds ratios when required (for example if only available in this form in included studies) for dichotomous outcomes, and mean differences or standardised mean differences for continuous outcomes. Heterogeneity in the effect estimates of the individual studies will be assessed by visual inspection of the forest plots and consideration of the I² statistic.</p> |

| Field | Content |
|------------------------|--|
| | <p>Heterogeneity will be explored as appropriate using sensitivity analyses and pre-specified subgroup analyses. If heterogeneity cannot be explained through subgroup analysis then a random effects model will be used for meta-analysis, or the data will not be pooled if the random effects model does not adequately address heterogeneity. The confidence in the findings across all available evidence will be evaluated for each outcome using an adaptation of the 'Grading of Recommendations Assessment, Development and Evaluation (GRADE) toolbox' developed by the international GRADE working group: http://www.gradeworkinggroup.org/</p> <p>Minimally important differences:</p> <ul style="list-style-type: none"> • All-cause mortality: statistical significance • Serious intervention-related adverse effects: statistical significance • Length of hospitalisation: 1 day • Validated scales: Published MIDs where available; if not GRADE default MIDs • All other outcomes: GRADE default MIDs |
| Analysis of sub-groups | <p>Evidence will be stratified by:</p> <p>Age:</p> <ul style="list-style-type: none"> • Neonates <ul style="list-style-type: none"> ○ Extremely preterm: <28 weeks ○ Very preterm: ≥28 weeks to <32 weeks ○ Preterm: ≥32 weeks to <37 weeks ○ Term: ≥37 weeks • Younger Infants: >28 days to ≤3 months of age • Older infants and children: >3 months to <18* years of age • Adults: ≥18* years of age <p>*There is variation in clinical practice regarding the treatment of 16 to 18 year olds. Therefore, we will be guided by cut-offs used in the evidence when determining if 16 to 18 year olds should be treated as adults or children.</p> <p>Evidence will be subgrouped by the following only in the event that there is significant heterogeneity in outcomes:</p> |

| Field | Content | |
|----------------------------------|--|------------------------|
| | <p>Age:</p> <ul style="list-style-type: none"> • Young and middle aged adults • Older adults* <p>*There is variation regarding the age at which adults should be considered older adults. Therefore, we will be guided by cut-offs used in the evidence when determining this threshold.</p> <p>Corticosteroid dose</p> <ul style="list-style-type: none"> • Timing of starting course of corticosteroids relative to timing of starting course of antibiotics: • Before antibiotics • At the same time • After antibiotics <p>Where evidence is stratified or subgrouped the committee will consider on a case by case basis if separate recommendations should be made for distinct groups. Separate recommendations may be made where there is evidence of a differential effect of interventions in distinct groups. If there is a lack of evidence in one group, the committee will consider, based on their experience, whether it is reasonable to extrapolate and assume the interventions will have similar effects in that group compared with others.</p> | |
| Type and method of review | <input checked="" type="checkbox"/> | Intervention |
| | <input type="checkbox"/> | Diagnostic |
| | <input type="checkbox"/> | Prognostic |
| | <input type="checkbox"/> | Qualitative |
| | <input type="checkbox"/> | Epidemiologic |
| | <input type="checkbox"/> | Service Delivery |
| | <input type="checkbox"/> | Other (please specify) |
| Language | English | |
| Country | England | |
| Anticipated or actual start date | 29/01/2021 | |
| Anticipated completion date | 07/12/2023 | |

| Field | Content | | |
|--|--|-------------------------------------|-------------------------------------|
| Stage of review at time of this submission | Review stage | Started | Completed |
| | Preliminary searches | <input checked="" type="checkbox"/> | <input checked="" type="checkbox"/> |
| | Piloting of the study selection process | <input checked="" type="checkbox"/> | <input checked="" type="checkbox"/> |
| | Formal screening of search results against eligibility criteria | <input checked="" type="checkbox"/> | <input checked="" type="checkbox"/> |
| | Data extraction | <input checked="" type="checkbox"/> | <input checked="" type="checkbox"/> |
| | Risk of bias (quality) assessment | <input checked="" type="checkbox"/> | <input checked="" type="checkbox"/> |
| | Data analysis | <input checked="" type="checkbox"/> | <input checked="" type="checkbox"/> |
| Named contact | <p>Named contact: National Guideline Alliance</p> <p>Named contact e-mail: meningitis&meningococcal@nice.org.uk</p> <p>Organisational affiliation of the review: National Institute for Health and Care Excellence (NICE) and National Guideline Alliance</p> | | |
| Review team members | National Guideline Alliance | | |
| Funding sources/sponsor | This systematic review is being completed by the National Guideline Alliance which receives funding from NICE. | | |
| Conflicts of interest | <p>All guideline committee members and anyone who has direct input into NICE guidelines (including the evidence review team and expert witnesses) must declare any potential conflicts of interest in line with NICE's code of practice for declaring and dealing with conflicts of interest. Any relevant interests, or changes to interests, will also be declared publicly at the start of each guideline committee meeting. Before each meeting, any potential conflicts of interest will be considered by the guideline committee Chair and a senior member of the development team. Any decisions to exclude a person from all or part of a meeting will be documented. Any changes to a member's declaration of interests will be recorded in the minutes of the meeting. Declarations of interests will be published with the final guideline.</p> | | |
| Collaborators | Development of this systematic review will be overseen by an advisory committee who will use the review to | | |

| Field | Content |
|--|---|
| | inform the development of evidence-based recommendations in line with section 3 of Developing NICE guidelines: the manual . Members of the guideline committee are available on the NICE website: https://www.nice.org.uk/guidance/indevelopment/gid-ng10149 . |
| Other registration details | None |
| Reference/URL for published protocol | https://www.crd.york.ac.uk/prospero/display_record.php?RecordID=232481 |
| Dissemination plans | NICE may use a range of different methods to raise awareness of the guideline. These include standard approaches such as: notifying registered stakeholders of publication publicising the guideline through NICE's newsletter and alerts issuing a press release or briefing as appropriate, posting news articles on the NICE website, using social media channels, and publicising the guideline within NICE. |
| Keywords | Bacterial meningitis, corticosteroid, dexamethasone, hydrocortisone, mortality, impairments |
| Details of existing review of same topic by same authors | None |
| Current review status | <input type="checkbox"/> Ongoing <input checked="" type="checkbox"/> Completed but not published <input type="checkbox"/> Completed and published <input type="checkbox"/> Completed, published and being updated <input type="checkbox"/> Discontinued |
| Additional information | None |
| Details of final publication | www.nice.org.uk |

- 1 CDSR: Cochrane Database of Systematic Reviews; CENTRAL: Cochrane Central Register of Controlled Trials; GRADE: Grading of Recommendations Assessment, Development and Evaluation; IV: intravenous; MDI: mental development index; MID: minimally important difference; NICE: National Institute for Health and Care Excellence;
- 2
- 3 PDI: psychomotor development index; PRESS: Peer Review of Electronic Search Strategies; RCT: randomised controlled trial; RoB: risk of bias; ROBINS-I: risk of bias in non-
- 4 randomised studies – of interventions; ROBIS: Risk of Bias in Systematic Reviews; SD: standard deviation

1 Appendix B Literature search strategies

2 Literature search strategies for review question: What is the effectiveness of 3 corticosteroid treatment in bacterial meningitis? 4

5 Clinical Search 6

7 This was a combined search to cover both this review and evidence review H on
8 corticosteroids for meningococcal disease.

9 Database(s): Medline & Embase (Multifile) – OVID interface

10 **Embase Classic+Embase** 1947 to 2022 November 09, **Ovid MEDLINE(R) and Epub**
11 **Ahead of Print, In-Process & Other Non-Indexed Citations and Daily** 1946 to November
12 09, 2022

13 Date of last search: 10 November 2022

14 *Multifile database codes: emczd = Embase Classic+Embase; ppez= MEDLINE(R) and Epub Ahead of*
15 *Print, In-Process & Other Non-Indexed Citations and Daily*

| # | Searches |
|----|--|
| 1 | Meningitis/ or Meningitis, Bacterial/ or Meningitis, Escherichia Coli/ or Meningitis, Haemophilus/ or Meningitis, Listeria/ or Meningitis, Meningococcal/ or Meningitis, Pneumococcal/ or Meningoencephalitis/ |
| 2 | 1 use ppez |
| 3 | meningitis/ or bacterial meningitis/ or haemophilus meningitis/ or hemophilus influenzae meningitis/ or listeria meningitis/ or meningococcal meningitis/ or pneumococcal meningitis/ or meningoencephalitis/ |
| 4 | 3 use emczd |
| 5 | ((bacter* or infect*) adj3 (meningit* or meninges* or leptomeninges* or subarachnoid space?)).ti,ab. |
| 6 | (meningit* adj3 (e coli or escherichia coli or h?emophilus or hib or h?emophilus influenz* or h influenz* or listeria* or meningococc* or pneumococc* or gram-negativ* bacill* or gram negativ* bacill* or streptococc* or group B streptococc* or GBS or streptococcus pneumon* or s pneumon* or septic* or sepsis* or bacter?emi?)).ti,ab. |
| 7 | ((e coli or escherichia coli or h?emophilus or hib or h?emophilus influenz* or h influenz* or listeria* or meningococc* or pneumococc* or gram-negativ* bacill* or gram negativ* bacill* or streptococc* or group B streptococc* or GBS or streptococcus pneumon* or s pneumon*) adj3 (septic* or sepsis* or bacter?emi?)).ti,ab. |
| 8 | mening?encephalitis*.ti,ab. |
| 9 | or/2,4-8 |
| 10 | Meningococcal Infections/ or exp Neisseria meningitidis/ |
| 11 | 10 use ppez |
| 12 | Meningococcosis/ or Meningococcemia/ or Neisseria Meningitidis/ |
| 13 | 12 use emczd |
| 14 | (meningococc* adj3 (sepsis* or septic* or toxic* or endotoxic* or disease? or infection?)).ti,ab. |
| 15 | (meningococcus* or meningococci* or meningococc?emi?)).ti,ab. |
| 16 | (Neisseria* mening* or n mening*).ti,ab. |
| 17 | or/11,13-16 |
| 18 | 9 or 17 |
| 19 | exp Adrenal Cortex Hormones/ or Dexamethasone/ or Hydrocortisone/ or Prednisolone/ or Methylprednisolone/ |
| 20 | 19 use ppez |
| 21 | exp corticosteroid/ or corticosteroid therapy/ or dexamethasone/ or hydrocortisone/ or prednisolone/ or methylprednisolone/ |
| 22 | 21 use emczd |
| 23 | (adrenal adj2 (hormone* or steroid?)).ti,ab,kw. |
| 24 | (corticosteroid* or corticoid*).ti,ab,kw. |
| 25 | (prednison* or Rayos* or Cortan* or Deltason* or Orason* or Intensol* or Sterapred* or methylprednisolon* or Medrol* or A-Methapred* or Depo-Medrol* or Solu-Medrol* or hydrocortison* or Cortef* or Cortril* or Hydrocortone* or A-Hydrocort* or Solu-Cortef* or dexamethason* or Decadron* or Intensol* or Dexpak* or Taperpak*).ti,ab,kw. |
| 26 | 20 or 22 or 23 or 24 or 25 |
| 27 | 18 and 26 |
| 28 | (controlled clinical trial or pragmatic clinical trial or randomized controlled trial).pt. or drug therapy.fs. or (groups or placebo or randomi#ed or randomly or trial).ab. |
| 29 | crossover procedure/ or double blind procedure/ or randomized controlled trial/ or single blind procedure/ or (assign* or allocat* or crossover* or cross over* or ((doubl* or singl*) adj blind*) or factorial* or placebo* or random* or volunteer*).ti,ab. |
| 30 | meta-analysis/ |
| 31 | meta-analysis as topic/ |
| 32 | systematic review/ |
| 33 | meta-analysis/ |
| 34 | (meta analy* or metanaly* or metaanaly*).ti,ab. |
| 35 | ((systematic or evidence) adj2 (review* or overview?)).ti,ab. |
| 36 | ((systematic* or evidence*) adj2 (review* or overview?)).ti,ab. |
| 37 | (reference list* or bibliograph* or hand search* or manual search* or relevant journals).ab. |

| # | Searches |
|----|--|
| 38 | (search strategy or search criteria or systematic search or study selection or data extraction).ab. |
| 39 | (search* adj4 literature).ab. |
| 40 | (medline or pubmed or cochrane or embase or psychlit or psyclit or psychinfo or psycinfo or cinahl or science citation index or bids or cancerlit).ab. |
| 41 | cochrane.jw. |
| 42 | ((pool* or combined) adj2 (data or trials or studies or results)).ab. |
| 43 | letter/ |
| 44 | editorial/ |
| 45 | news/ |
| 46 | exp historical article/ |
| 47 | Anecdotes as Topic/ |
| 48 | comment/ |
| 49 | case report/ |
| 50 | (letter or comment*).ti. |
| 51 | 43 or 44 or 45 or 46 or 47 or 48 or 49 or 50 |
| 52 | randomized controlled trial/ or random*.ti,ab. |
| 53 | 51 not 52 |
| 54 | animals/ not humans/ |
| 55 | exp Animals, Laboratory/ |
| 56 | exp Animal Experimentation/ |
| 57 | exp Models, Animal/ |
| 58 | exp Rodentia/ |
| 59 | (rat or rats or mouse or mice).ti. |
| 60 | 53 or 54 or 55 or 56 or 57 or 58 or 59 |
| 61 | letter.pt. or letter/ |
| 62 | note.pt. |
| 63 | editorial.pt. |
| 64 | case report/ or case study/ |
| 65 | (letter or comment*).ti. |
| 66 | 61 or 62 or 63 or 64 or 65 |
| 67 | randomized controlled trial/ or random*.ti,ab. |
| 68 | 66 not 67 |
| 69 | animal/ not human/ |
| 70 | nonhuman/ not human/ |
| 71 | exp Animal Experiment/ |
| 72 | exp Experimental Animal/ |
| 73 | animal model/ |
| 74 | exp Rodent/ |
| 75 | (rat or rats or mouse or mice).ti. |
| 76 | 68 or 69 or 70 or 71 or 72 or 73 or 74 or 75 |
| 77 | 60 use ppez |
| 78 | 76 use emczd |
| 79 | 77 or 78 |
| 80 | 28 use ppez |
| 81 | 29 use emczd |
| 82 | 80 or 81 |
| 83 | (or/30-31,34,36-41) use ppez |
| 84 | (or/32-35,37-42) use emczd |
| 85 | 83 or 84 |
| 86 | 27 not 79 |
| 87 | limit 86 to English language |
| 88 | 82 or 85 |
| 89 | 87 and 88 [RCT data] |
| 90 | 87 not 89 [Non-RCT data] |

1
2
3
4
5

Database(s): Cochrane Library – Wiley interface

Cochrane Database of Systematic Reviews, Issue 11 of 12, November 2022, **Cochrane Central Register of Controlled Trials**, Issue 11 of 12, November 2022

Date of last search: 10 November 2022

| # | Searches |
|----|--|
| #1 | MeSH descriptor: [Meningitis] this term only |
| #2 | MeSH descriptor: [Meningitis, Bacterial] this term only |
| #3 | MeSH descriptor: [Meningitis, Escherichia coli] this term only |
| #4 | MeSH descriptor: [Meningitis, Haemophilus] this term only |
| #5 | MeSH descriptor: [Meningitis, Listeria] this term only |
| #6 | MeSH descriptor: [Meningitis, Meningococcal] this term only |
| #7 | MeSH descriptor: [Meningitis, Pneumococcal] this term only |
| #8 | MeSH descriptor: [Meningoencephalitis] this term only |
| #9 | MeSH descriptor: [Neisseria meningitidis] explode all trees |

| # | Searches |
|-----|---|
| #10 | ((bacter* or infect*) near/3 (mening* or leptomening* or subarachnoid space*)):ti,ab,kw |
| #11 | ((("e coli" or "escherichia coli" or haemophilus or hemophilus or hib or (h next influenz*) or listeria* or pneumococc* or (gram next negativ* next bacill*) or streptococc* or GBS or (s next pneumon*)) near/3 (septic* or sepsis* or bacteraemi* or bacteremi* or infect*)):ti,ab,kw |
| #12 | (meningit* or mening?encephalitis* or (mening* next encephalitis*)):ti,ab,kw |
| #13 | ((neisseria* next mening*) or (n next mening*)):ti,ab,kw |
| #14 | MeSH descriptor: [Meningococcal Infections] this term only |
| #15 | meningococc*:ti,ab,kw |
| #16 | {or #1-#15} |
| #17 | MeSH descriptor: [Adrenal Cortex Hormones] explode all trees |
| #18 | ((adrenal near/2 (hormone* or steroid*)):ti,ab,kw |
| #19 | (corticosteroid* or corticoid* or corticotherap* or glucocorticoid*):ti,ab,kw |
| #20 | (prednisolon* or Rayos* or Cortan* or Deltason* or Orason* or Intensol* or Sterapred* or methylprednisolon* or Medrol* or A-Methapred* or "Depo Medrol*" or "Solu Medrol*" or hydrocortison* or Cortef* or Cortril* or Hydrocortone* or A-Hydrocort* or "Solu Cortef*" or dexamethason* or Decadron* or Intensol* or Dexpak* or Taperpak*):ti,ab,kw |
| #21 | {or #17-#20} |
| #22 | #16 and #21 |
| #23 | "conference":pt or (clinicaltrials or trialsearch):so |
| #24 | #22 not #23 |

1
2
3
4

Database(s): Database of Abstracts of Reviews of Effects (DARE); HTA Database – CRD interface

Date of last search: 13 January 2021

| # | Searches |
|----|---|
| 1 | MeSH DESCRIPTOR Meningitis IN DARE,HTA |
| 2 | MeSH DESCRIPTOR Meningitis, Bacterial IN DARE,HTA |
| 3 | MeSH DESCRIPTOR Meningitis, Escherichia coli IN DARE,HTA |
| 4 | MeSH DESCRIPTOR Meningitis, Haemophilus IN DARE,HTA |
| 5 | MeSH DESCRIPTOR Meningitis, Listeria IN DARE,HTA |
| 6 | MeSH DESCRIPTOR Meningitis, Meningococcal IN DARE,HTA |
| 7 | MeSH DESCRIPTOR Meningitis, Pneumococcal IN DARE,HTA |
| 8 | MeSH DESCRIPTOR Meningoencephalitis IN DARE,HTA |
| 9 | ((bacter* or infect*) NEAR3 (meningit* or meninges* or leptomeninges* or "subarachnoid space*")) IN DARE, HTA |
| 10 | ((meningencephalitis* or meningoencephalitis* or meningit*) IN DARE, HTA |
| 11 | MeSH DESCRIPTOR Neisseria meningitidis IN DARE,HTA |
| 12 | ((Neisseria* NEXT mening*)) IN DARE, HTA |
| 13 | MeSH DESCRIPTOR Meningococcal Infections IN DARE,HTA |
| 14 | ((meningococc* NEAR3 (sepsis* or septic* or toxic* or endotoxic* or disease* or infection*)) IN DARE, HTA |
| 15 | ((meningococcus* or meningococci* or meningococcaemia* or meningococcemia*)) IN DARE, HTA |
| 16 | #1 OR #2 OR #3 OR #4 OR #5 OR #6 OR #7 OR #8 OR #9 OR #10 OR #11 OR #12 OR #13 OR #14 OR #15 |
| 17 | MeSH DESCRIPTOR Adrenal Cortex Hormones EXPLODE ALL TREES IN DARE,HTA |
| 18 | MeSH DESCRIPTOR Dexamethasone IN DARE,HTA |
| 19 | MeSH DESCRIPTOR Hydrocortisone IN DARE,HTA |
| 20 | MeSH DESCRIPTOR Prednisolone IN DARE,HTA |
| 21 | MeSH DESCRIPTOR Methylprednisolone IN DARE,HTA |
| 22 | ((adrenal NEAR2 (hormone* or steroid*))) IN DARE, HTA |
| 23 | ((corticosteroid* or corticoid*)) IN DARE, HTA |
| 24 | ((prednison* or Rayos* or Cortan* or Deltason* or Orason* or Intensol* or Sterapred* or methylprednisolon* or Medrol* or A-Methapred* or Depo-Medrol* or Solu-Medrol* or hydrocortison* or Cortef* or Cortril* or Hydrocortone* or A-Hydrocort* or Solu-Cortef* or dexamethason* or Decadron* or Intensol* or Dexpak* or Taperpak*)) IN DARE, HTA |
| 25 | #17 OR #18 OR #19 OR #20 OR #21 OR #22 OR #23 OR #24 |
| 26 | #16 AND #25 |

5
6

1
2
3
4
5
6
7

Economic Search

One global search was conducted for economic evidence across the guideline.

Database(s): NHS Economic Evaluation Database (NHS EED), HTA Database – CRD interface

Date of last search: 11 March 2021

| # | Searches |
|----|---|
| 1 | MeSH DESCRIPTOR meningitis IN NHSEED,HTA |
| 2 | MeSH DESCRIPTOR Meningitis, Bacterial IN NHSEED,HTA |
| 3 | MeSH DESCRIPTOR Meningitis, Escherichia coli IN NHSEED,HTA |
| 4 | MeSH DESCRIPTOR Meningitis, Haemophilus EXPLODE ALL TREES IN NHSEED,HTA |
| 5 | MeSH DESCRIPTOR Meningitis, Listeria IN NHSEED,HTA |
| 6 | MeSH DESCRIPTOR Meningitis, Meningococcal IN NHSEED,HTA |
| 7 | MeSH DESCRIPTOR Meningitis, Pneumococcal IN NHSEED,HTA |
| 8 | MeSH DESCRIPTOR Meningoencephalitis IN NHSEED,HTA |
| 9 | ((bacter* or infect*) NEAR3 (meningit* or meninges* or leptomeninges* or subarachnoid space*)) IN NHSEED, HTA |
| 10 | ((meningit* NEAR3 (e coli or escherichia coli or h?emophilus or hib or h?emophilus influenz* or h influenz* or listeria* or meningococc* or pneumococc* or gram-negativ* bacill* or gram negativ* bacill* or streptococc* or group B streptococc* or GBS or streptococcus pneumon* or s pneumon* or septic* or sepsis* or bacter?emi?))) IN NHSEED, HTA |
| 11 | ((e coli or escherichia coli or h?emophilus or hib or h?emophilus influenz* or h influenz* or listeria* or meningococc* or pneumococc* or gram-negativ* bacill* or gram negativ* bacill* or streptococc* or group B streptococc* or GBS or streptococcus pneumon* or s pneumon*) NEAR3 (septic* or sepsis* or bacter?emi?))) IN NHSEED, HTA |
| 12 | ((meningoencephalitis* or meningoencephalitis* or meningit*)) IN NHSEED, HTA |
| 13 | MeSH DESCRIPTOR Meningococcal Infections IN NHSEED,HTA |
| 14 | MeSH DESCRIPTOR Neisseria meningitidis EXPLODE ALL TREES IN NHSEED,HTA |
| 15 | ((meningococc* NEAR3 (sepsis* or septic* or toxic* or endotoxic* or disease* or infection*)) IN NHSEED, HTA |
| 16 | ((meningococcus* or meningococci* or meningococcaemia* or meningococccemia*)) IN NHSEED, HTA |
| 17 | ((Neisseria* NEXT mening*)) IN NHSEED, HTA |
| 18 | #1 OR #2 OR #3 OR #4 OR #5 OR #6 OR #7 OR #8 OR #9 OR #10 OR #11 OR #12 OR #13 OR #14 OR #15 OR #16 OR #17 |

8
9
10
11
12
13
14
15

Database(s): Medline & Embase (Multifile) – OVID interface

Embase Classic+Embase 1947 to 2022 November 09, Ovid MEDLINE(R) and Epub Ahead of Print, In-Process & Other Non-Indexed Citations and Daily 1946 to November 09, 2022

Date of last search: 10 November 2022

Multifile database codes: emczd = Embase Classic+Embase; ppez= MEDLINE(R) and Epub Ahead of Print, In-Process & Other Non-Indexed Citations and Daily

| # | Searches |
|----|---|
| 1 | Meningitis/ or Meningitis, Bacterial/ or Meningitis, Escherichia Coli/ or Meningitis, Haemophilus/ or Meningitis, Listeria/ or Meningitis, Meningococcal/ or Meningitis, Pneumococcal/ or Meningoencephalitis/ |
| 2 | 1 use ppez |
| 3 | meningitis/ or bacterial meningitis/ or haemophilus meningitis/ or listeria meningitis/ or pneumococcal meningitis/ or meningoencephalitis/ |
| 4 | 3 use emczd |
| 5 | ((bacter* or infect*) adj3 (meningit* or meninges* or leptomeninges* or subarachnoid space?)).ti,ab. |
| 6 | ((meningit* adj3 (e coli or escherichia coli or h?emophilus or hib or h?emophilus influenz* or h influenz* or listeria* or meningococc* or pneumococc* or gram-negativ* bacill* or gram negativ* bacill* or streptococc* or group B streptococc* or GBS or streptococcus pneumon* or s pneumon* or septic* or sepsis* or bacter?emi?)).ti,ab. |
| 7 | ((e coli or escherichia coli or h?emophilus or hib or h?emophilus influenz* or h influenz* or listeria* or meningococc* or pneumococc* or gram-negativ* bacill* or gram negativ* bacill* or streptococc* or group B streptococc* or GBS or streptococcus pneumon* or s pneumon*) adj3 (septic* or sepsis* or bacter?emi?)).ti,ab. |
| 8 | (mening?encephalitis* or meningit*).ti,ab. |
| 9 | or/2,4-8 |
| 10 | Meningococcal Infections/ or exp Neisseria meningitidis/ |
| 11 | 10 use ppez |
| 12 | Meningococcosis/ or Meningococccemia/ or Neisseria Meningitidis/ |
| 13 | 12 use emczd |
| 14 | (meningococc* adj3 (sepsis* or septic* or toxic* or endotoxic* or disease? or infection?)).ti,ab. |
| 15 | (meningococcus* or meningococci* or meningococc?emi?).ti,ab. |
| 16 | (Neisseria* mening* or n mening*).ti,ab. |
| 17 | or/11,13-16 |
| 18 | Economics/ use ppez |
| 19 | Value of life/ use ppez |

| # | Searches |
|----|--|
| 20 | exp "Costs and Cost Analysis"/ use ppez |
| 21 | exp Economics, Hospital/ use ppez |
| 22 | exp Economics, Medical/ use ppez |
| 23 | Economics, Nursing/ use ppez |
| 24 | Economics, Pharmaceutical/ use ppez |
| 25 | exp "Fees and Charges"/ use ppez |
| 26 | exp Budgets/ use ppez |
| 27 | health economics/ use emczd |
| 28 | exp economic evaluation/ use emczd |
| 29 | exp health care cost/ use emczd |
| 30 | exp fee/ use emczd |
| 31 | budget/ use emczd |
| 32 | funding/ use emczd |
| 33 | budget*.ti,ab. |
| 34 | cost*.ti. |
| 35 | (economic* or pharmaco?economic*).ti. |
| 36 | (price* or pricing*).ti,ab. |
| 37 | (cost* adj2 (effective* or utilit* or benefit* or minimi* or unit* or estimat* or variable*)),ab. |
| 38 | (financ* or fee or fees).ti,ab. |
| 39 | (value adj2 (money or monetary)).ti,ab. |
| 40 | or/18-39 |
| 41 | Quality-Adjusted Life Years/ use ppez |
| 42 | Sickness Impact Profile/ |
| 43 | quality adjusted life year/ use emczd |
| 44 | "quality of life index"/ use emczd |
| 45 | (quality adjusted or quality adjusted life year*).tw. |
| 46 | (qaly* or qal or qald* or qale* or qtime* or qwb* or daly).tw. |
| 47 | (illness state* or health state*).tw. |
| 48 | (hui or hui2 or hui3).tw. |
| 49 | (multiattribute* or multi attribute*).tw. |
| 50 | (utilit* adj3 (score*1 or valu* or health* or cost* or measur* or disease* or mean or gain or gains or index*)).tw. |
| 51 | utilities.tw. |
| 52 | (eq-5d* or eq5d* or eq-5* or eq5* or euroqual* or euro qual* or euroqual 5d* or euro qual 5d* or euro qol* or euroqol* or euro qol* or euroqol* or euro qol5d* or euroqol5d* or eur qol* or eurqol* or eur qol5d* or eurqol5d* or eur?qul* or eur?qul5d* or euro* quality of life or european qol).tw. |
| 53 | (euro* adj3 (5 d* or 5d* or 5 dimension* or 5dimension* or 5 domain* or 5domain*)).tw. |
| 54 | (sf36 or sf 36 or sf thirty six or sf thirtysix).tw. |
| 55 | (time trade off*1 or time tradeoff*1 or tto or timetradeoff*1).tw. |
| 56 | Quality of Life/ and ((quality of life or qol) adj (score*1 or measure*1)).tw. |
| 57 | Quality of Life/ and ec.fs. |
| 58 | Quality of Life/ and (health adj3 status).tw. |
| 59 | (quality of life or qol).tw. and Cost-Benefit Analysis/ use ppez |
| 60 | (quality of life or qol).tw. and cost benefit analysis/ use emczd |
| 61 | ((qol or hrqol or quality of life).tw. or *quality of life/) and ((qol or hrqol* or quality of life) adj2 (increas* or decreas* or improv* or declin* or reduc* or high* or low* or effect or effects or worse or score or scores or change*1 or impact*1 or impacted or deteriorat*)).ab. |
| 62 | Cost-Benefit Analysis/ use ppez and cost-effectiveness ratio*.tw. and (cost-effectiveness ratio* and (perspective* or life expectanc*)).tw. |
| 63 | cost benefit analysis/ use emczd and cost-effectiveness ratio*.tw. and (cost-effectiveness ratio* and (perspective* or life expectanc*)).tw. |
| 64 | *quality of life/ and (quality of life or qol).ti. |
| 65 | quality of life/ and ((quality of life or qol) adj3 (improv* or chang*)).tw. |
| 66 | quality of life/ and health-related quality of life.tw. |
| 67 | Models, Economic/ use ppez |
| 68 | economic model/ use emczd |
| 69 | care-related quality of life.tw,kw. |
| 70 | ((capability\$ or capability-based\$) adj (measure\$ or index or instrument\$)).tw,kw. |
| 71 | social care outcome\$.tw,kw. |
| 72 | (social care and (utility or utilities)).tw,kw. |
| 73 | or/41-72 |
| 74 | (9 or 17) and 40 |
| 75 | (9 or 17) and 73 |
| 76 | letter/ |
| 77 | editorial/ |
| 78 | news/ |
| 79 | exp historical article/ |
| 80 | Anecdotes as Topic/ |
| 81 | comment/ |
| 82 | case report/ |
| 83 | (letter or comment*).ti. |
| 84 | 76 or 77 or 78 or 79 or 80 or 81 or 82 or 83 |

| # | Searches |
|-----|--|
| 85 | randomized controlled trial/ or random*.ti,ab. |
| 86 | 84 not 85 |
| 87 | animals/ not humans/ |
| 88 | exp Animals, Laboratory/ |
| 89 | exp Animal Experimentation/ |
| 90 | exp Models, Animal/ |
| 91 | exp Rodentia/ |
| 92 | (rat or rats or mouse or mice).ti. |
| 93 | 86 or 87 or 88 or 89 or 90 or 91 or 92 |
| 94 | letter.pt. or letter/ |
| 95 | note.pt. |
| 96 | editorial.pt. |
| 97 | case report/ or case study/ |
| 98 | (letter or comment*).ti. |
| 99 | 94 or 95 or 96 or 97 or 98 |
| 100 | randomized controlled trial/ or random*.ti,ab. |
| 101 | 99 not 100 |
| 102 | animal/ not human/ |
| 103 | nonhuman/ |
| 104 | exp Animal Experiment/ |
| 105 | exp Experimental Animal/ |
| 106 | animal model/ |
| 107 | exp Rodent/ |
| 108 | (rat or rats or mouse or mice).ti. |
| 109 | 101 or 102 or 103 or 104 or 105 or 106 or 107 or 108 |
| 110 | 93 use ppez |
| 111 | 109 use emczd |
| 112 | 110 or 111 |
| 113 | 74 not 112 |
| 114 | limit 113 to English language |
| 115 | 75 not 112 |
| 116 | limit 115 to English language |
| 117 | 114 or 116 |

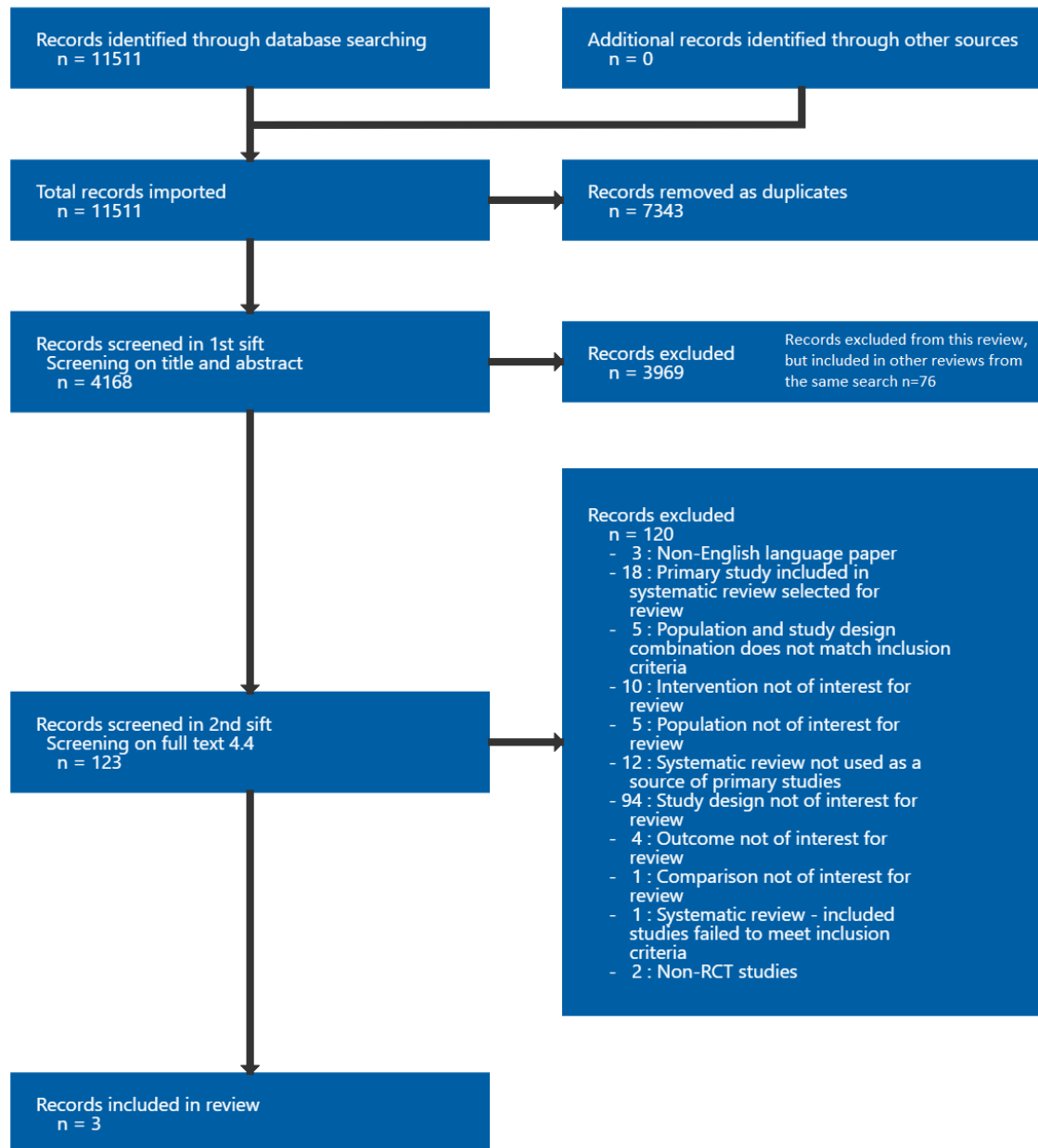
1
2
3

1 Appendix C Effectiveness evidence study selection

2 Study selection for: What is the effectiveness of corticosteroid treatment in 3 bacterial meningitis?

4 Figure 1: Study selection flow chart

5



6

7

1 Appendix D Evidence tables

2 Evidence tables for review question: What is the effectiveness of corticosteroid treatment in bacterial meningitis?

3 Table 5: Evidence tables – effectiveness evidence

| Study details | Results and risk of bias assessment using ROBIS or Cochrane RoB 2 |
|---|---|
| <p>Full citation Brouwer, M. C., McIntyre, P., Prasad, K., van de Beek, D., Corticosteroids for acute bacterial meningitis, Cochrane Database of Systematic Reviews Cochrane Database Syst Rev, CD004405, 2015</p> <p>Ref Id 1135252</p> <p>Country/ies where the study was carried out</p> <ul style="list-style-type: none"> • USA (Belsey 1969, Bennett 1963, DeLemos 1969, Lebel 1988a, Lebel 1988b, Lebel 1989, Odio 1991, Wald 1995) – high income country • India (Bhaumik 1998, Mathur 2013, Sankar 2007) – lower middle income country • Malawi (Molyneux 2002, Scarborough 2007) – low income country • Netherlands, Belgium, Denmark, Austria, Germany (de Gans 2002) - high income countries • Argentina, Ecuador, Venezuela, Dominican Republic, Paraguay and Brazil (Peltola 2007) - middle income countries (except Venezuela, which is not categorised) • France and Switzerland (Thomas 1999) - high income countries • Canada (King 1994) - high income country • Egypt (Girgis 1989) - lower middle income country • Finland (Kilpi 1995) - high income country • Mozambique (Ciana 1995) - low income country • Nigeria (Bademosi 1979) - lower middle income country • Pakistan (Qazi 1996) - lower middle income country • Switzerland (Schaad 1993) - high income country • Turkey (Kanra 1995) - middle income country | <p>Results</p> <p>Outcome: All-cause mortality</p> <p>Adults: Data from 6 RCTs (Bennet 1963; Bhaumik 1998; de Gans 2002; Girgis 1989; Nguyen 2007; Thomas 1999) extracted from analysis 3.1 in SR; see Cochrane review https://www.cochranelibrary.com/cdsr/doi/10.1002/14651858.CD004405.pub5/epdf/full</p> <p>Children and babies: Corticosteroid = 167/1269 (13.1%) Placebo = 182/1242 (14.7%) (RR 0.89, 95% CI 0.74 to 1.07)</p> <p>Outcome: Long-term neurological impairment (discharge to 6 weeks)</p> <p>Adults: Data from 3 RCTs (Bhaumik 1998; de Gans 2002; Thomas 1999) extracted from analysis 3.3 in SR; see Cochrane review https://www.cochranelibrary.com/cdsr/doi/10.1002/14651858.CD004405.pub5/epdf/full</p> <p>Children and babies: Data from 9 RCTs (Ciana 1995; Kanra 1995; Lebel 1988a; Lebel 1989b; Lebel 1989; Molyneux 2002; Peltola 2007; Sankar 2007; Wald 1995) extracted from analysis 1.4 in SR; see Cochrane review https://www.cochranelibrary.com/cdsr/doi/10.1002/14651858.CD004405.pub5/epdf/full</p> <p>Outcome: Long-term neurological impairment (6 weeks to 1 year)</p> |

| Study details | Results and risk of bias assessment using ROBIS or Cochrane RoB 2 |
|--|---|
| <p>• Vietnam (Nguyen 2007) - lower middle income country</p> <p>Study type Systematic review of RCTs</p> <p>Study dates 1963 to 2013</p> <p>Inclusion criteria RCTs with participants of any age with either proven or suspected community-ABM treated with antibacterial agents and any adjuvant corticosteroid therapy</p> <p>Exclusion criteria Not reported</p> <p>Patient characteristics N=4121 Age: 0 to 17 years: 17 studies (Belsey 1969; Ciana 1995; DeLemos 1969; Kanra 1995; Kilpi 1995; King 1994; Lebel 1988a; Lebel 1988b; Lebel 1989; Mathur 2013; Molyneux 2002; Odio 1991; Peltola 2007; Qazi 1996; Sankar 2007; Schaad 1993; Wald 1995) >14: 1 study (Nguyen 2007) >15: 1 study (Scarborough 2007) >16: 1 study (de Gans 2002) All ages: 5 studies (Bademosi 1979; Bennett 1963; Bhaumik 1998; Girgis 1989; Thomas 1999) Sex (reported in 20/25 studies): male 1930/3322 (58.1%); female 1392/3322 (41.9%) Proven meningitis: 6 studies (Bademosi 1979; Belsey 1969; Bennett 1963; DeLemos 1969; Kanra 1995) Suspected bacterial meningitis: 12 studies (Bhaumik 1998; Ciana 1995; de</p> | <p>Adults: Data from 2 RCTs (Girgis 1989; Nguyen 2007) extracted from analysis 1.5 in SR; see Cochrane review https://www.cochranelibrary.com/cdsr/doi/10.1002/14651858.CD004405.pub5/epdf/full</p> <p>Children and babies: Data from 11 RCTs (De Lemos 1969; Kanra 1995; Kilpi 1995; King 1994; Lebel 1988a; Lebel 1989b; Lebel 1989; Odio 1991; Qazi 1996; Schaad 1993; Wald 1995) extracted from analysis 1.5 in SR; see Cochrane review https://www.cochranelibrary.com/cdsr/doi/10.1002/14651858.CD004405.pub5/epdf/full</p> <p>Outcome: Any hearing loss: Adults: Data from 3 RCTs (Bhaumik 1998; de Gans 2002; Nguyen 2007) extracted from analysis 3.2 in SR; see Cochrane review https://www.cochranelibrary.com/cdsr/doi/10.1002/14651858.CD004405.pub5/epdf/full</p> <p>Children and babies: Corticosteroid = 146/1001 (14.6%) Placebo = 196/960 (20.4%) (RR 0.73, 95% CI 0.61 to 0.86)</p> <p>Outcome: Serious intervention related events – gastrointestinal bleeding Adults: Data from 3 RCTs (de Gans 2002; Nguyen 2007; Thomas 1999) extracted from analysis 1.6 in SR; see Cochrane review https://www.cochranelibrary.com/cdsr/doi/10.1002/14651858.CD004405.pub5/epdf/full</p> <p>Children and babies: Data from 12 RCTs (Kilpi 1995; King 1994; Lebel 1988a; Lebel 1989b; Lebel 1989; Marthur 2013; Odio 1991; Qazi 1996; Sankar 2007; Schaad 1993; Wald 1995) extracted from analysis 1.6 in SR; see Cochrane review</p> |

| Study details | Results and risk of bias assessment using ROBIS or Cochrane RoB 2 |
|---|--|
| <p>Gans 2002; Kilpi 1995; King 1994; Mathur 2013; Molyneux 2002; Qazi 1996; Sankar 2007; Scarborough 2007; Thomas 1999; Wald 1995)</p> <p>Proven or suspected bacterial meningitis: 7 studies (Lebel 1988a; Lebel 1988b; Lebel 1989; Nguyen 2007; Odio 1991; Peltola 2007; Schaad 1993)</p> <p>Case-fatality range: 0%-54%</p> <p>Interventions</p> <p>Corticosteroid: Dexamethasone 0.4 to 1.5 mg/kg/d administered between 2 to 4 days (22 studies); hydrocortisone, prednisolone or a both administered for 3 to 14 days (3 studies: (Bademosi 1979; Bennett 1963; DeLemos 1969)</p> <p>Placebo: Specific details were not reported</p> <p>Steroid administered before or with antibiotic: 13 studies (Bademosi 1979; de Gans 2002; Girgis 1989; Kanra 1995; Kilpi 1995; Mathur 2013; Molyneux 2002; Nguyen 2007; Odio 1991; Peltola 2007; Qazi 1996; Scarborough 2007; Schaad 1993)</p> <p>Steroid administered after antibiotic: 9 studies (Bennett 1963; Bhaumik 1998; DeLemos 1969; King 1994; Lebel 1988a; Lebel 1988b; Lebel 1989; Thomas 1999; Wald 1995)</p> <p>Timing of antibiotic administration not stated: 3 studies (Belsey 1969; Ciana 1995; Sankar 2007)</p> <p>Follow-up Not reported</p> | <p>https://www.cochranelibrary.com/cdsr/doi/10.1002/14651858.CD004405.pub5/epdf/full</p> <p>Outcome: Serious intervention related-events – persistent fever Children and babies Data from 3 RCTs (King 1994; Odio 1991; Schaad 1993) extracted from analysis 1.6 in SR; Cochrane review https://www.cochranelibrary.com/cdsr/doi/10.1002/14651858.CD004405.pub5/epdf/full</p> <p>Outcome: Serious intervention related-events – recurrent fever Children and babies Data from 11 RCTs (Ciana 1995; Kanra 1995; Kilpi 1995; Lebel 1988a; Lebel 1989b; Lebel 1989; Odio 1991; Peltola 2007; Qazi 1996; Schaad 1993; Wald 1995) extracted from analysis 1.6 in SR; see Cochrane review https://www.cochranelibrary.com/cdsr/doi/10.1002/14651858.CD004405.pub5/epdf/full</p> <p>Risk of bias rating for SR using ROBIS</p> <p>Study eligibility criteria: Low: objectives and eligibility criteria were pre-specified in a published protocol and they were adhered to throughout the review.</p> <p>Identification and selection of studies: Low: study identification and selection were appropriate and robust</p> <p>Data collection and study appraisal: Low: Data collection and study appraisal were done in a way that minimised error. Although data collection could be more extensively done, the reviewers do not consider this a source of bias</p> <p>Synthesis and findings: Low: Funnel plots and sensitivity analyses were carried out on all the included studies (regardless of age) where possible, however, this result is not relevant to our review as our review will analyse the adult and paediatric</p> |

| Study details | Results and risk of bias assessment using ROBIS or Cochrane RoB 2 |
|--|--|
| | <p>studies separately</p> <p>Overall risk of bias: Low</p> <p>Risk of bias rating for RCTs in SR using RoB See Cochrane review https://www.cochranelibrary.com/cdsr/doi/10.1002/14651858.CD004405.pub5/epdf/full</p> <p>Source of funding Part-industry funded: 10 studies Non-industry funded: 9 studies Not reported: 9 studies</p> <p>Other information Scarborough 2007 excluded from review as 89% of the population were HIV positive</p> |
| <p>Full citation Khan, D. M., Ather, ChAA, Khan, I. M., Comparison of dexamethasone versus placebo for management of bacterial meningitis, Pakistan journal of medical and health sciences, 10, 1296-1299, 2016</p> <p>Ref Id 1282657</p> <p>Country/ies where the study was carried out Pakistan</p> <p>Study type RCT</p> <p>Study dates Not reported</p> | <p>Results Outcome: All-cause mortality Corticosteroid: 13/240 (5.4%) Control: 42/240 (17.5%)</p> <p>1. Bias arising from the randomisation process (Low/High/Some concerns) High: Randomisation was done by the lottery method, however, there was no mention of allocation concealment. Non-purposive sampling technique used, however no details of the methods.</p> <p>2. Bias arising due to deviations from intended interventions (Low/High/Some concerns) Unclear: not reported</p> <p>3. Bias due to missing outcome data (Low/High/Some concerns) Low: all participant data were accounted for</p> |

| Study details | Results and risk of bias assessment using ROBIS or Cochrane RoB 2 |
|---|---|
| <p>Inclusion criteria Not reported</p> <p>Exclusion criteria Not reported</p> <p>Patient characteristics N = 480 Age in years (mean, SD) = 40.98, 14.28 Sex = male 67%, female 33% Aetiology = not reported Case-fatality: 20%</p> <p>Interventions Corticosteroid (n=240): 10mg IV dexamethasone every 6h for four days + standard regime (Cefotaxime 2g IV every 8 hours + Vancomycin 1g IV every 12 hours)</p> <p>Control (n=240): Placebo + standard regimen</p> <p>Follow-up During hospital stay</p> | <p>4. Bias in measurement of the outcome (Low/High/Some concerns) Unclear: Blind outcome assessment was not reported</p> <p>5. Bias in selection of the reported result (Low/High/Some concerns) Some concerns: Results were stratified by age, sex, duration of disease, TLC count at admission. However, not all stratified results were reported</p> <p>Overall risk of bias (Low/High/Some concerns) High</p> <p>Source of funding Not reported</p> |
| <p>Full citation Ogunlesi, T. A., Odigwe, C. C., Oladapo, O. T., Adjuvant corticosteroids for reducing death in neonatal bacterial meningitis, Cochrane Database of Systematic Reviews. Cochrane Database Syst Rev, CD010435, 2015</p> <p>Ref Id 1136192</p> <p>Country/ies where the study was carried out Jordan (Daoud 1999) and India (Mathur 2013) - middle income countries</p> | <p>Results Outcome: All-cause mortality (until discharge) Corticosteroid: 11/67 (16.4%); Control: 23/65 (35.4%)</p> <p>Outcome: Severe neurological deficits or developmental delay (2 years) using “optimality score”: assessed based on tone, posture, spontaneous motility, elicited motility interaction and reflexes (>20 = normal, 17 to 20 = mild deficit; <17 = moderate to severe deficit) Corticosteroid: 6/20; Control: 7/18</p> <p>Outcome: Seizures persisting 5 days after treatment: Corticosteroid n=2/27; Control: n=1/25</p> |

| Study details | Results and risk of bias assessment using ROBIS or Cochrane RoB 2 |
|--|---|
| <p>Study type Systematic review of RCTs</p> <p>Study dates 1999 and 2013</p> <p>Inclusion criteria RCTs and quasi-RCTs on neonates up to 28 days of age with confirmed bacterial meningitis or suspected meningitis treated with adjunctive parenteral corticosteroid</p> <p>Exclusion criteria Neonates with tuberculous meningitis</p> <p>Patient characteristics N=132 Age: neonates with gestational age ranging between 37 weeks to full term Case-fatality range: 25%</p> <p>Interventions Corticosteroid: Cefotaxime and steroid 10 to 15 minutes before antibiotic administration. Dexamethasone (0.15 mg/kg body weight) was administered every 6hours for four days (n=2 RCTs). Ceftriaxone and amikacin were administered initially followed by the addition of meropenem for severely ill neonates.</p> <p>Control: Neonates were given either antibiotic alone (Daoud 1999) or adjuvant saline placebo (Mathur 2013)</p> <p>Follow-up 28 days (Mathur 2015) to 2 years (Daoud 1999)</p> | <p>Outcome: Hearing loss (four to 10 weeks after discharge) Corticosteroid: 6/35; Control: 10/24</p> <p>Risk of bias rating for SR using ROBIS Study eligibility criteria: Low: objectives and eligibility criteria were pre-specified in a published protocol and they were adhered to throughout the review.</p> <p>Identification and selection of studies: Unclear: The search was restricted by date, however, this was not justified.</p> <p>Data collection and study appraisal: Low: There are no concerns regarding methods used to collect data and appraise studies</p> <p>Synthesis and findings: Low: There are no concerns regarding the synthesis of findings</p> <p>Overall risk of bias: Unclear</p> <p>Risk of bias rating for RCTs in SR using RoB See Cochrane review https://www.cochranelibrary.com/cdsr/doi/10.1002/14651858.CD010435.pub2/epdf/full</p> <p>Source of funding Unclear: Mathur 2013 Non-industry funded: Daoud 1999</p> |

1
2
3
4
5

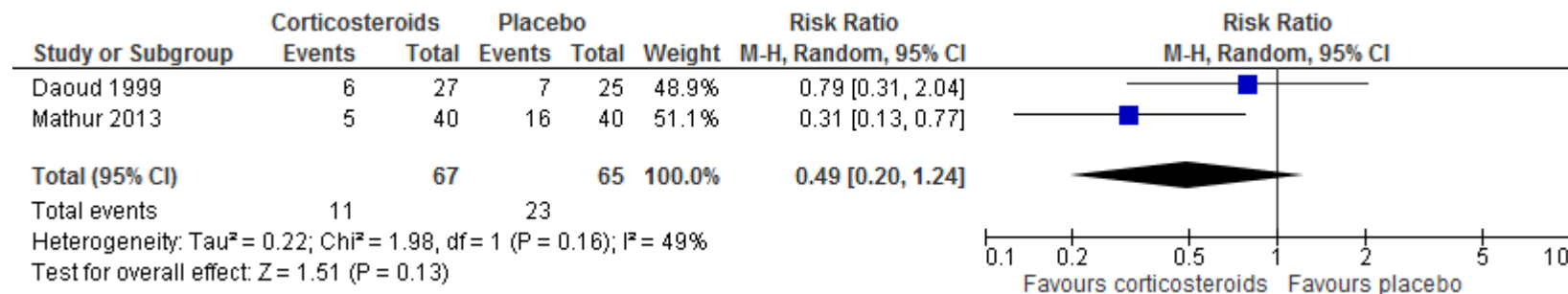
ABM: acquired bacterial meningitis; CI: confidence interval; HIV: human immunodeficiency virus; IV: intravenous; RCTs: randomised controlled trial; RoB: risk of bias; ROBIS: risk of bias assessment tool for systematic reviews; RR: risk ratio; SD: standard deviation; SR: systematic review; TLC: Total Leukocyte Count.

1 Appendix E Forest plots

2 Forest plots for review question: What is the effectiveness of corticosteroid treatment in bacterial meningitis?

3 This section includes forest plots only for outcomes that are meta-analysed. Outcomes from single studies are not presented here; the quality
4 assessment for such outcomes is provided in the GRADE profiles in appendix F.

5 Figure 2: Corticosteroid versus placebo: Mortality in neonates (<28 days of age)



6

7

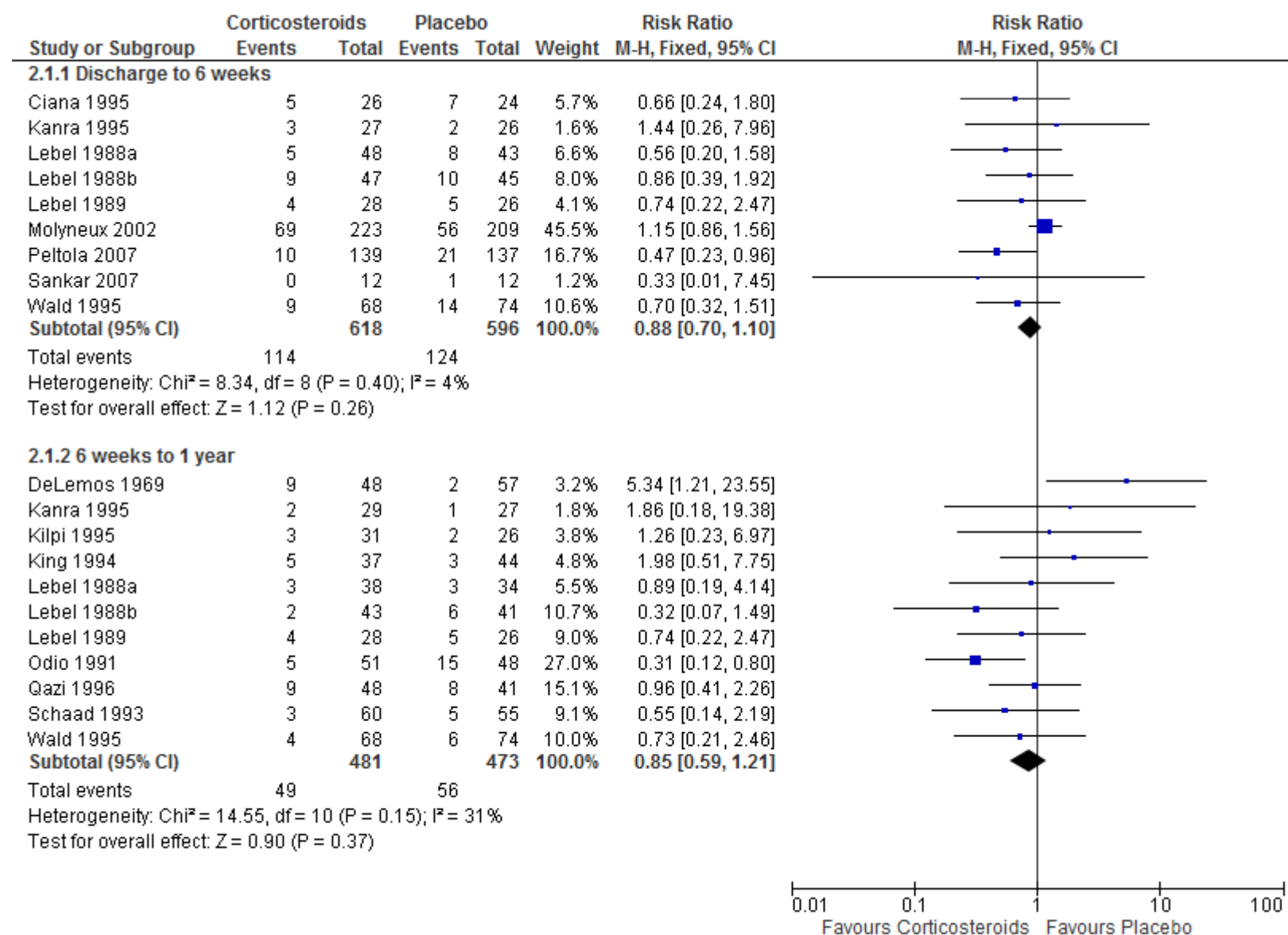
8 *All RCTs extracted from Cochrane SR (Ogunlesi 2015)

9 CI: confidence interval; M-H: Mantel-Haenszel

10 Figure 3: Corticosteroid versus placebo: Mortality in babies and children

11 See analysis 2.1 in Cochrane review (Brouwer 2015) <https://www.cochranelibrary.com/cdsr/doi/10.1002/14651858.CD004405.pub5/epdf/full>

12

1 **Figure 4: Corticosteroid versus placebo: Long-term neurological impairment in babies and children**2 Test for subgroup differences: Chi² = 0.03, df = 1 (P = 0.87), I² = 0%

1

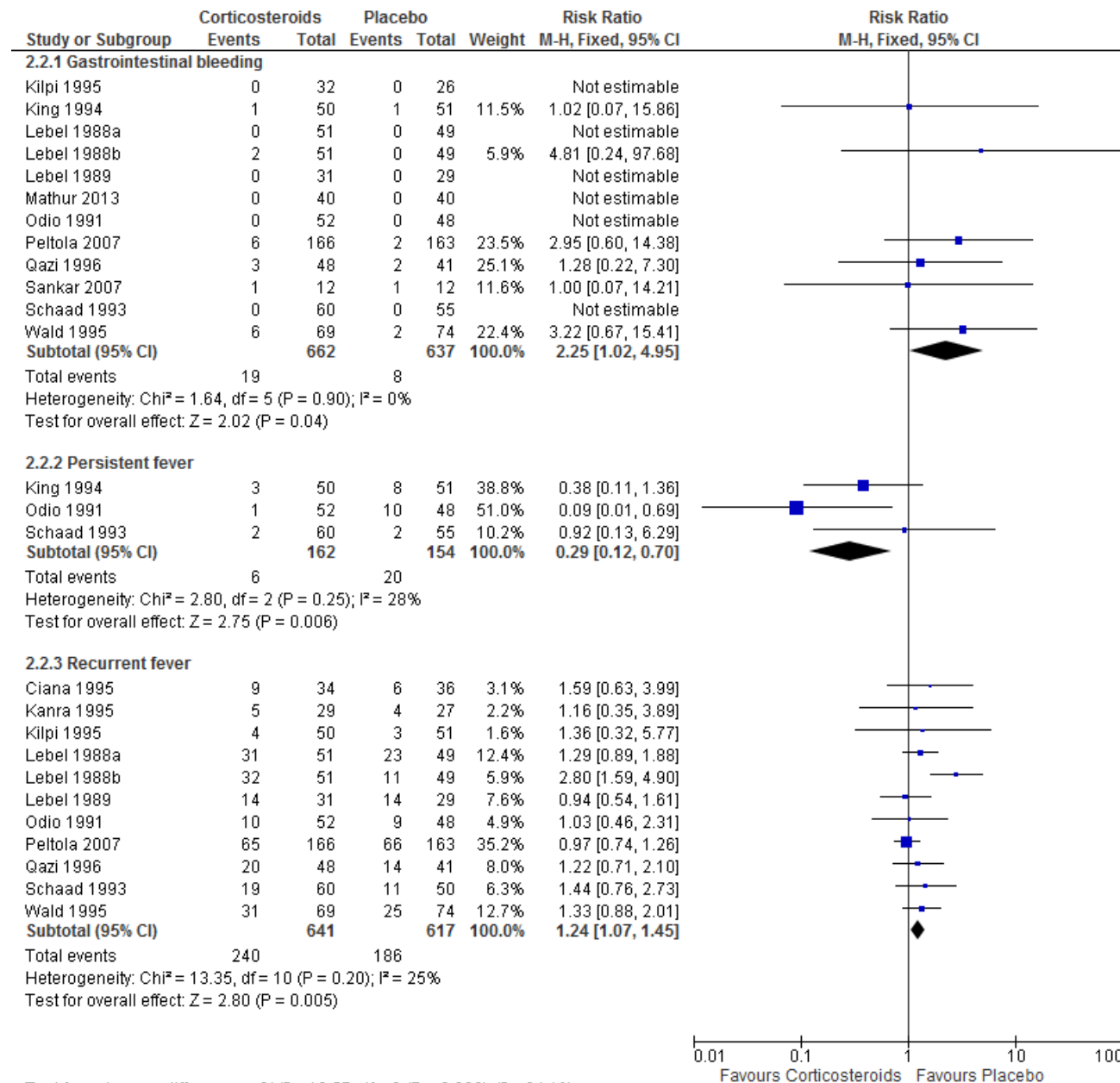
2 *All RCTs extracted from Cochrane SR (Brouwer 2015)

3 *CI: confidence interval; M-H: Mantel-Haenszel*

4 **Figure 5: Corticosteroid versus placebo: Any hearing impairment in babies and children**

5 See analysis 2.3 in Cochrane review (Brouwer 2015) <https://www.cochranelibrary.com/cdsr/doi/10.1002/14651858.CD004405.pub5/epdf/full>

1 **Figure 6: Corticosteroid versus placebo: Serious intervention related adverse events - Gastrointestinal bleeding, persistent fever, and**
2 **recurrent fever during hospitalisation in babies and children***



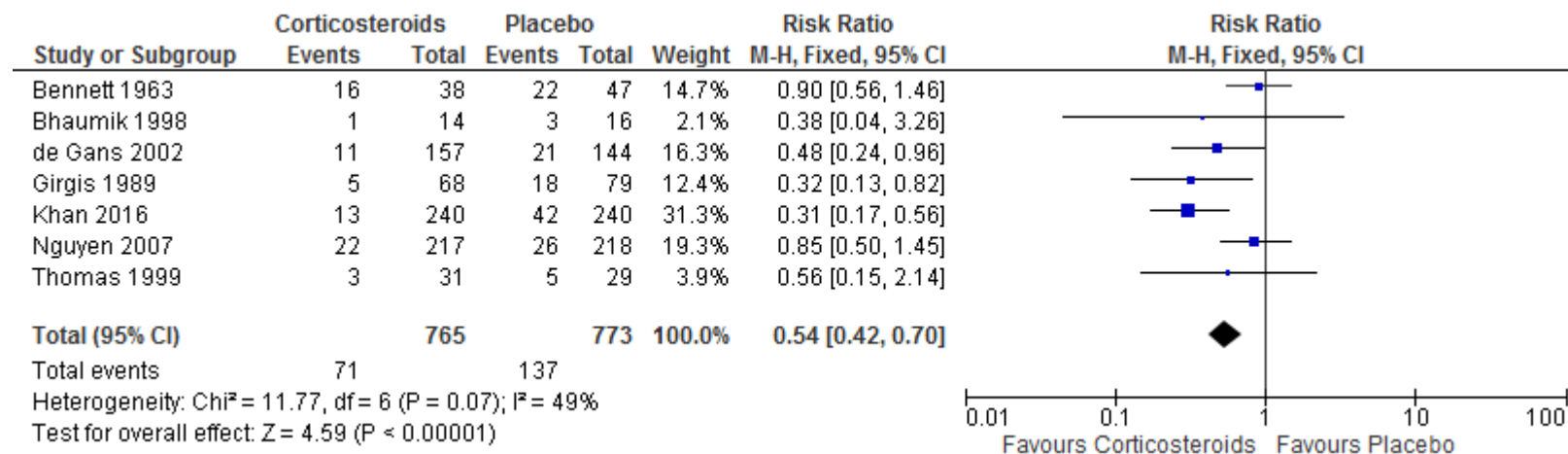
1 Test for subgroup differences: Chi² = 12.57, df = 2 (P = 0.002), I² = 84.1%

1

2 *All RCTs extracted from Cochrane SR (Brouwer 2015)

3 CI: confidence interval; M-H: Mantel-Haenszel

4 **Figure 7: Corticosteroids versus placebo: Mortality in adults***



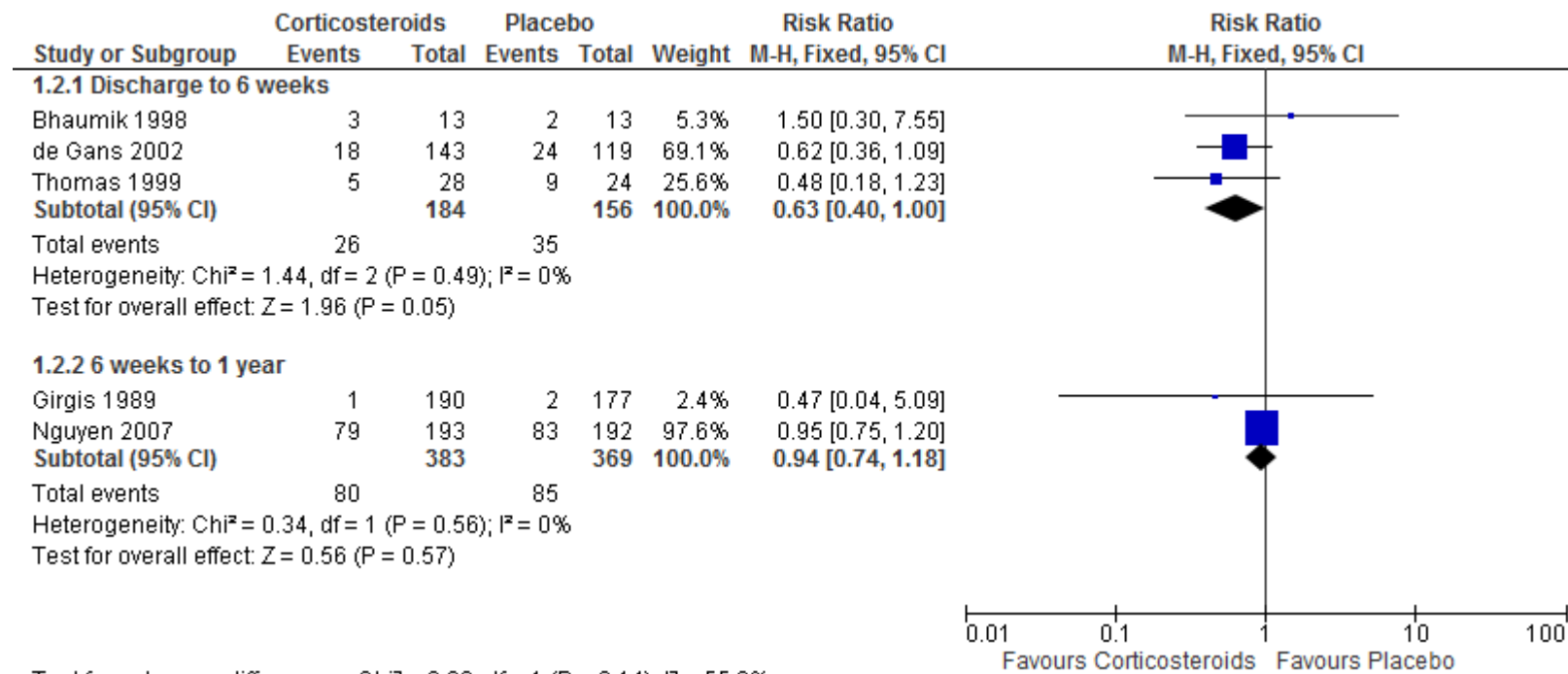
5

6

7 *6 RCTs (Bennett 1963; Bhaumik 1998; De Gans 2002; Girgis 1989; Nguyen 2007; Thomas 1999) extracted from Cochrane SR (Brouwer 2015) and 1 RCT (Khan 2016) extracted from original paper

9 CI: confidence interval; M-H: Mantel-Haenszel

1 **Figure 8: Corticosteroid versus placebo: Long-term neurological impairment in adults***



2 Test for subgroup differences: Chi² = 2.22, df = 1 (P = 0.14), I² = 55.0%

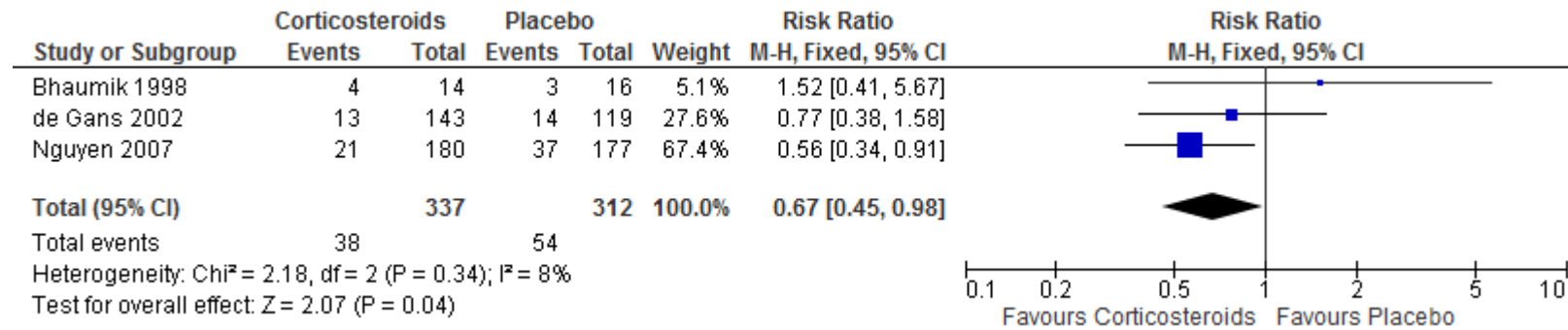
3

4 *All RCTs extracted from Cochrane SR (Brouwer 2015)

5 CI: confidence interval; M-H: Mantel-Haenszel

6

1 **Figure 9: Corticosteroid versus placebo: Any hearing impairment in adults***

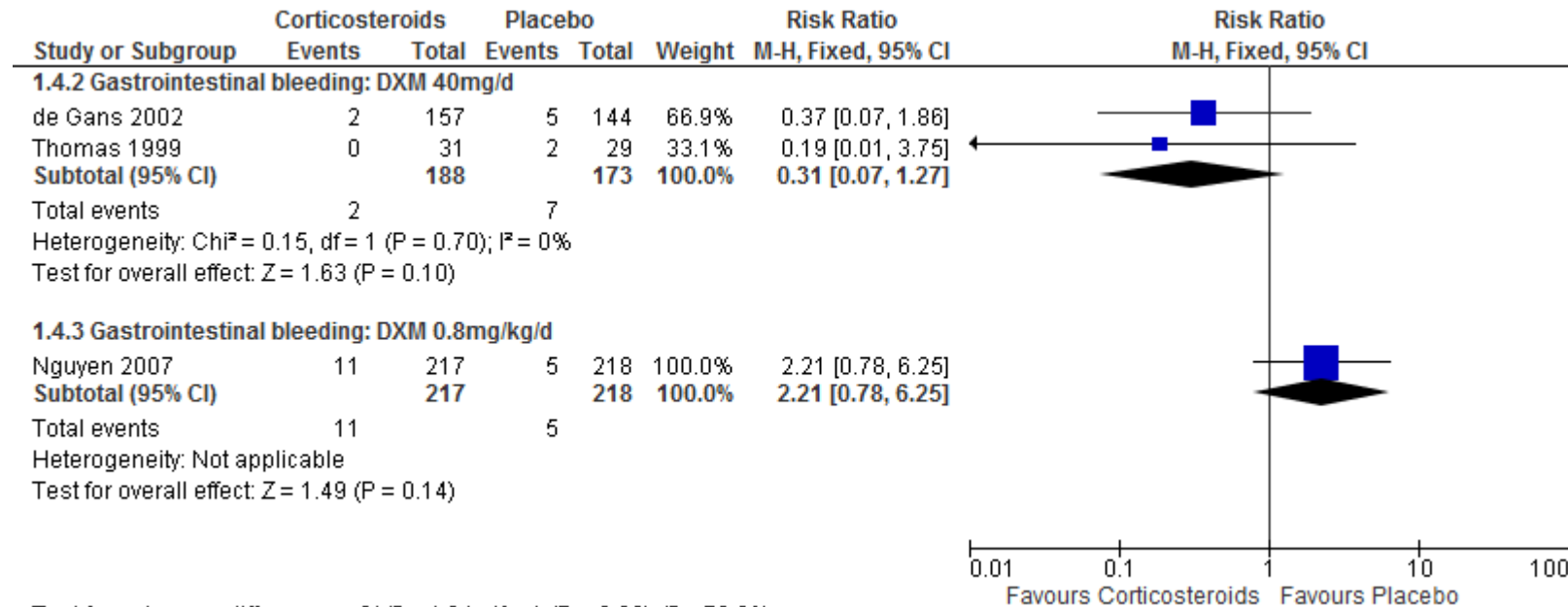


2

3 *All RCTs extracted from Cochrane SR (Brouwer 2015)

4 CI: confidence interval; M-H: Mantel-Haenszel

1 **Figure 10: Corticosteroid versus placebo: Serious intervention related adverse events - Gastrointestinal bleeding during hospitalisation**
2 **in adults**



3 Test for subgroup differences: Chi² = 4.84, df = 1 (P = 0.03), I² = 79.3%

4

5 *All RCTs extracted from Cochrane SR (Brouwer 2015)

6 CI: confidence interval; M-H: Mantel-Haenszel

7

8

1

2 **Appendix F GRADE tables**

3 **GRADE tables for review question: What is the effectiveness of corticosteroid treatment in bacterial meningitis?**

4 **Table 6: Clinical evidence profile for comparison: Corticosteroid versus placebo in neonates (<28 days of age) with bacterial meningitis**

| Quality assessment | | | | | | | No of patients | | Effect | | Quality | Importance |
|---|-------------------|----------------------|--------------------------|-------------------------|---------------------------|----------------------|----------------|---------------|-------------------------|--|----------|------------|
| No of studies | Design | Risk of bias | Inconsistency | Indirectness | Imprecision | Other considerations | Corticosteroid | Control | Relative (95% CI) | Absolute | | |
| Mortality - neonates (<28 days of age) | | | | | | | | | | | | |
| 2* | randomised trials | serious ¹ | no serious inconsistency | no serious indirectness | very serious ² | none | 11/67 (16.4%) | 23/65 (35.4%) | RR 0.49 (0.20 to 1.24) | 180 fewer per 1000 (from 283 fewer to 85 more) | VERY LOW | CRITICAL |
| Developmental delay assessed at approximately 2 years using “optimality score”^{***} - neonates (<28 days of age) | | | | | | | | | | | | |
| 1 (Daoud 1999 extracted from SR Ogunlesi 2015) | randomised trials | serious ¹ | no serious inconsistency | no serious indirectness | very serious ³ | none | 6/20 (30%) | 7/18 (38.9%) | RR 0.77 (0.32 to 1.87) | 89 fewer per 1000 (from 264 fewer to 338 more) | VERY LOW | CRITICAL |
| Seizures persisting after 5 days of treatment - neonates (<28days of age) | | | | | | | | | | | | |
| 1 (Daoud 1999 extracted from SR Ogunlesi 2015) | randomised trials | serious ¹ | no serious inconsistency | no serious indirectness | very serious ³ | none | 2/27 (7.4%) | 1/25 (4%) | RR 1.85 (0.18 to 19.19) | 34 more per 1000 (from 33 fewer to 728 more) | VERY LOW | IMPORTANT |
| Hearing loss at 4-10 weeks after discharge - neonates (<28days of age) | | | | | | | | | | | | |
| 1 (Marthur 2013 extracted from SR Ogunlesi 2015) | randomised trials | serious ¹ | no serious inconsistency | no serious indirectness | serious ⁴ | none | 6/35 (17.1%) | 10/24 (41.7%) | RR 0.41 (0.17 to 0.98) | 246 fewer per 1000 (from 8 fewer to 346 fewer) | LOW | IMPORTANT |

5 *CI: confidence interval; RR: risk ratio; SR: systematic review*

6 ** See corresponding forest plot*

7 ***See definition of “optimality score” in evidence table*

- 1 ¹ SR assessed as unclear risk of bias using ROBIS; serious risk of bias in the evidence contributing to the outcomes as per Cochrane RoB in SR (Ogunlesi 2015)
 2 ² <150 events
 3 ³ 95% CI crosses 2 MIDs
 4 ⁴ 95% CI crosses 1 MID

5 **Table 7: Clinical evidence profile for comparison: Corticosteroid versus placebo in babies and children with bacterial meningitis**

| Quality assessment | | | | | | | No of patients | | Effect | | Quality | Importance |
|---|-------------------|----------------------|--------------------------|-------------------------|---------------------------|----------------------|------------------|------------------|------------------------|--|----------|------------|
| No of studies | Design | Risk of bias | Inconsistency | Indirectness | Imprecision | Other considerations | Corticosteroids | Placebo | Relative (95% CI) | Absolute | | |
| Mortality - babies and children | | | | | | | | | | | | |
| 18* | randomised trials | serious ¹ | no serious inconsistency | no serious indirectness | no serious imprecision | none | 167/1269 (13.2%) | 182/1242 (14.7%) | RR 0.89 (0.74 to 1.07) | 16 fewer per 1000 (from 38 fewer to 10 more) | MODERATE | CRITICAL |
| Long-term neurological impairment (discharge to 6 weeks) - babies and children | | | | | | | | | | | | |
| 9* | randomised trials | serious ¹ | no serious inconsistency | no serious indirectness | serious ² | none | 114/618 (18.4%) | 124/596 (20.8%) | RR 0.88 (0.7 to 1.1) | 25 fewer per 1000 (from 62 fewer to 21 more) | LOW | CRITICAL |
| Long-term neurological impairment (6 weeks to 1 year) - babies and children | | | | | | | | | | | | |
| 11* | randomised trials | serious ¹ | no serious inconsistency | no serious indirectness | serious ² | none | 49/481 (10.2%) | 56/473 (11.8%) | RR 0.85 (0.59 to 1.21) | 18 fewer per 1000 (from 49 fewer to 25 more) | LOW | CRITICAL |
| Any hearing impairment - babies and children | | | | | | | | | | | | |
| 16* | randomised trials | serious ¹ | no serious inconsistency | no serious indirectness | serious ² | none | 158/1001 (15.8%) | 196/960 (20.4%) | RR 0.73 (0.61 to 0.86) | 55 fewer per 1000 (from 29 fewer to 80 fewer) | LOW | IMPORTANT |
| Serious intervention related adverse events - Gastrointestinal bleeding (during hospitalisation) – babies and children | | | | | | | | | | | | |
| 12* | randomised trials | serious ¹ | no serious inconsistency | no serious indirectness | very serious ³ | none | 19/662 (2.9%) | 8/637 (1.3%) | RR 2.25 (1.02 to 4.95) | 16 more per 1000 (from 0 more to 50 more) | VERY LOW | IMPORTANT |
| Serious intervention related adverse events - Persistent fever (during hospitalisation) – babies and children | | | | | | | | | | | | |
| 3* | randomised trials | serious ¹ | no serious inconsistency | no serious indirectness | very serious ³ | none | 6/162 (3.7%) | 20/154 (13%) | RR 0.29 (0.12 to 0.7) | 92 fewer per 1000 (from 39 fewer to 114 fewer) | VERY LOW | IMPORTANT |

| Serious intervention related adverse events - Recurrent fever (during hospitalisation) – babies and children | | | | | | | | | | | | |
|--|-------------------|----------------------|--------------------------|-------------------------|------------------------|------|-----------------|-----------------|------------------------|---|----------|-----------|
| 11* | randomised trials | serious ¹ | no serious inconsistency | no serious indirectness | no serious imprecision | none | 240/641 (37.4%) | 186/617 (30.1%) | RR 1.24 (1.07 to 1.45) | 72 more per 1000 (from 21 more to 136 more) | MODERATE | IMPORTANT |

- 1 *CI: confidence interval; RR: risk ratio; SR: systematic review*
2 * See corresponding forest plot
3 ¹ SR assessed as low risk of bias using ROBIS; serious risk of bias in the evidence contributing to the outcomes as per Cochrane RoB in SR (Brouwer 2015)
4 ² 95% CI crossed 1 MID
5 ³ <150 events

6 **Table 8: Clinical evidence profile for comparison: Corticosteroid versus placebo in adults with bacterial meningitis**

| Quality assessment | | | | | | | No of patients | | Effect | | Quality | Importance |
|--|-------------------|---------------------------|--------------------------|-------------------------|----------------------|----------------------|-----------------|-----------------|------------------------|--|----------|------------|
| No of studies | Design | Risk of bias | Inconsistency | Indirectness | Imprecision | Other considerations | Corticosteroids | Placebo | Relative (95% CI) | Absolute | | |
| Mortality - adults | | | | | | | | | | | | |
| 7* | randomised trials | very serious ¹ | no serious inconsistency | no serious indirectness | serious ² | none | 71/765 (9.3%) | 137/773 (17.7%) | RR 0.54 (0.42 to 0.7) | 82 fewer per 1000 (from 53 fewer to 103 fewer) | VERY LOW | CRITICAL |
| Long-term neurological impairment (Discharge to 6 weeks) - adults | | | | | | | | | | | | |
| 3* | randomised trials | serious ³ | no serious inconsistency | no serious indirectness | serious ⁴ | none | 26/184 (14.1%) | 35/156 (22.4%) | RR 0.63 (0.4 to 1) | 83 fewer per 1000 (from 135 fewer to 0 more) | LOW | CRITICAL |
| Long-term neurological impairment (6 weeks to 1 year) - adults | | | | | | | | | | | | |
| 2* | randomised trials | no serious risk of bias | no serious inconsistency | no serious indirectness | serious ⁴ | none | 80/383 (20.9%) | 85/369 (23%) | RR 0.94 (0.74 to 1.18) | 14 fewer per 1000 (from 60 fewer to 41 more) | MODERATE | CRITICAL |
| Any hearing impairment - adults | | | | | | | | | | | | |
| 3* | randomised trials | no serious risk of bias | no serious inconsistency | no serious indirectness | serious ⁴ | none | 38/337 (11.3%) | 54/312 (17.3%) | RR 0.67 (0.45 to 0.98) | 57 fewer per 1000 (from 3 fewer to 95 fewer) | MODERATE | IMPORTANT |

| Serious intervention related adverse events - Gastrointestinal bleeding (during hospitalisation) – adults: DXM 40mg/day | | | | | | | | | | | | |
|---|-------------------|-------------------------|--------------------------|-------------------------|---------------------------|------|---------------|--------------|------------------------|--|-----|-----------|
| 2* | randomised trials | no serious risk of bias | no serious inconsistency | no serious indirectness | very serious ⁵ | none | 2/188 (1.1%) | 7/173 (4%) | RR 0.31 (0.07 to 1.27) | 28 fewer per 1000 (from 38 fewer to 11 more) | LOW | IMPORTANT |
| Serious intervention related adverse events - Gastrointestinal bleeding (during hospitalisation) – adults: DXM 0.8mg/kg/day | | | | | | | | | | | | |
| 1 (Nguyen 2007 extracted from SR Brouwer 2015) | randomised trials | no serious risk of bias | no serious inconsistency | no serious indirectness | very serious ⁵ | none | 11/217 (5.1%) | 5/218 (2.3%) | RR 2.21 (0.78 to 6.25) | 28 more per 1000 (from 5 fewer to 120 more) | LOW | IMPORTANT |

1 *CI: confidence interval; DXM: dexamethasone; RR: risk ratio; SR: systematic review*

2 * *See corresponding forest plot*

3 ¹ *SR assessed as low risk of bias using ROBIS; very serious risk of bias in the evidence contributing to the outcomes as per Cochrane RoB in SR (Brouwer 2015)*

4 ² *<300 events*

5 ³ *SR assessed as low risk of bias using ROBIS; serious risk of bias in the evidence contributing to the outcomes as per Cochrane RoB in SR*

6 ⁴ *95% CI crossed 1 MID*

7 ⁵ *<150 events*

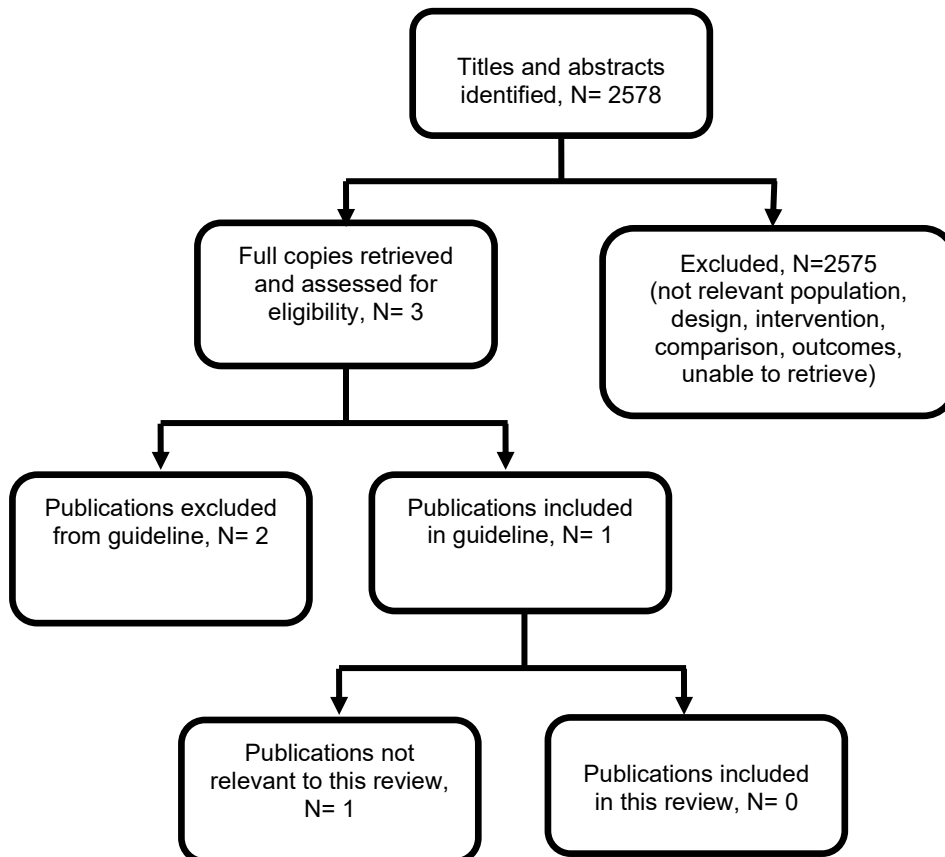
1 **Appendix G Economic evidence study selection**

2 **Study selection for: What is the effectiveness of corticosteroid treatment in**
3 **bacterial meningitis?**

4 A global economic search was undertaken for the whole guideline, but no economic
5 evidence was identified which was applicable to this review question (see Figure).

6 **Figure 11: Study selection flow chart**

7



8

9

10

11

12

1 **Appendix H Economic evidence tables**

2 **Economic evidence tables for review question: What is the effectiveness of**
3 **corticosteroid treatment in bacterial meningitis?**

4 No evidence was identified which was applicable to this review question.

5

1 **Appendix I Economic model**

2 **Economic model for review question: What is the effectiveness of**
3 **corticosteroid treatment in bacterial meningitis?**

4 No economic analysis was conducted for this review question.

1

2 Appendix J Excluded studies

3 Excluded studies for review question: What is the effectiveness of
4 corticosteroid treatment in bacterial meningitis?

5 Excluded effectiveness studies

6 Table 9: Excluded studies and reasons for their exclusion

| Study | Reason for Exclusion |
|---|---|
| Ahsan,T., Shahid,M., Mahmood,T., Jabeen,R., Jehangir,U., Saleem,M., Ahmed,N., Shaheer,A., Role of dexamethasone in acute bacterial meningitis in adults, JPMA - Journal of the Pakistan Medical Association, 52, 233-239, 2002 | Study design does not meet the inclusion criteria: non-randomised study |
| Anonymous (1989) Dexamethasone for bacterial meningitis in children. Medical Letter on Drugs & TherapeuticsMed Lett Drugs Ther 31(784): 06-Jul | Study design does not meet the inclusion criteria: editorial letter |
| Anonymous (1989) Dexamethasone for bacterial meningitis in children. Medical Letter on Drugs & TherapeuticsMed Lett Drugs Ther 31(784): 06-Jul | Study design does not meet the inclusion criteria: editorial letter |
| Anonymous (1970) Steroids and acute pyogenic meningitis. British Medical Journal 1(5687): 6 | Study design does not meet the inclusion criteria: a short discussion pape; Pyogenic meningitis = bacterial meningitis |
| Ashwal, S, Perkin, R. M, Thompson, J. R et al. (1994) Bacterial meningitis in children: current concepts of neurologic management. Current problems in pediatrics 24(8): 267-284 | Study design does not meet the inclusion criteria: Narrative review about various aspects of bacterial meningitis in children |
| Arditi,M., Mason,E.O.,Jr., Bradley,J.S., Tan,T.Q., Barson,W.J., Schutze,G.E., Wald,E.R., Givner,L.B., Kim,K.S., Yogev,R., Kaplan,S.L., Three-year multicenter surveillance of pneumococcal meningitis in children: clinical characteristics, and outcome related to penicillin susceptibility and dexamethasone use, Pediatrics, 102, 1087-1097, 1998 | Study design does not meet the inclusion criteria: non-randomised study |
| Assiri, A. M., Alasmari, F. A., Zimmerman, V. A., Baddour, L. M., Erwin, P. J., Tleyjeh, I. M., Corticosteroid administration and outcome of adolescents and adults with acute bacterial meningitis: a meta-analysis, Mayo Clinic ProceedingsMayo Clin Proc, 84, 403-9, 2009 | Reports on the same studies as Brouwer 2015 |
| Ayaz, C., Celen, M. K., Geyik, M. F., Ulug, M., The efficacy of dexamethasone treatment in adult patients with acute bacterial meningitis, NeurosciencesNeurosciences, 13, 146-50, 2008 | Excluded from Brouwer 2015 as trial did not adequately generate a randomisation sequence and alternate allocation regime used |
| Bernardo, W. M., Aires, F. T., Sa, F. P., Effectiveness of the association of dexamethasone with antibiotic therapy in pediatric patients with bacterial meningitis, Revista Da Associacao Medica BrasileiraRev Assoc Med Bras, 58, 319-22, 2012 | Systematic review - all included studies are already included in Brouwer 2015 |

| Study | Reason for Exclusion |
|---|---|
| Bociaga-Jasik, M., Kalinowska-Nowak, A., Garlicki, A., Mach, T., The effect of antiinflammatory therapy with dexamethasone and dexamethasone with pentoxifylline on the course of bacterial meningitis, <i>Przegląd lekarski</i> , 60 (11), 710-715, 2003 | Article in Polish |
| Boisson, C, Arnaud, S, Vialet, R et al. (1999) Severe community-acquired meningitis. <i>Critical Care</i> 3(4): R55-R65 | Study type does not meet the inclusion criteria: narrative review about various types of meningitis |
| Borchorst, S., Moller, K., The role of dexamethasone in the treatment of bacterial meningitis - a systematic review, <i>Acta Anaesthesiologica Scandinavica/Acta Anaesthesiol Scand</i> , 56, 1210-21, 2012 | Review - included studies were either already included or failed to meet inclusion criteria |
| Bortolussi, R, Moore, D. L, Robinson, J. L et al. (2008) Therapy of suspected bacterial meningitis in Canadian children six weeks of age and older - Summary. <i>Paediatrics and Child Health</i> 13(4): 309-310 | Study design does not meet the inclusion criteria: recommendations |
| Bradley, J. S., Farhat, C., Stamboulian, D., Branchini, O. G., Debbag, R., Compogiannis, L. S., Ceftriaxone therapy of bacterial meningitis: cerebrospinal fluid concentrations and bactericidal activity after intramuscular injection in children treated with dexamethasone, <i>Pediatric infectious disease journal</i> , 13, 724-8, 1994 | Systematic review including studies that are already in Brouwer 2015 and those which do not meet eligibility criteria of the review |
| Brouwer, M. C., Heckenberg, S. G., de Gans, J., Spanjaard, L., Reitsma, J. B., van de Beek, D., Nationwide implementation of adjunctive dexamethasone therapy for pneumococcal meningitis, <i>Neurology</i> , 75, 1533-9, 2010 | Study design does not meet the inclusion criteria: non-randomised study |
| Buke, A. C., Cavusoglu, C., Karasulu, E., Karakartal, G., Does dexamethasone affect ceftriaxone [corrected] penetration into cerebrospinal fluid in adult bacterial meningitis, <i>International Journal of Antimicrobial Agents/Int J Antimicrob Agents</i> , 21, 452-6, 2003 | Outcome of interest not reported |
| Cabellos, C, Verdager, R, Olmo, M et al. (2009) Community-acquired bacterial meningitis in elderly patients: Experience over 30 years. <i>Medicine</i> 88(2): 115-119 | Intervention not of interest for review: no relevant interventions reported; study describes characteristics and prognostic factors of bacterial meningitis in elderly patients |
| Casella, E. B., Cypel, S., Osmo, A. A., Okay, Y., Lefevre, B. H., Lichtig, I., Marques-Dias, M. J., Sequelae from meningococcal meningitis in children: a critical analysis of dexamethasone therapy, <i>Arquivos de Neuro-Psiquiatria/Arq Neuropsiquiatr</i> , 62, 421-8, 2004 | Study design not of interest for review: critical analysis |
| Christie, A. B. (1974) The treatment of pyogenic bacterial meningitis. <i>Prescribers' Journal</i> 14(6): 110-117 | Study design not of interest for review: narrative review |
| Cooper, D. D and Seupaul, R. A. (2012) Is adjunctive dexamethasone beneficial in patients with bacterial meningitis?. <i>Annals of Emergency Medicine</i> 59(3): 225-6 | Study design does not meet the inclusion criteria: editorial comment |
| Damodaran, A, Aneja, S, Malhotra, V. L et al. | Intervention not of interest for review and wrong |

| Study | Reason for Exclusion |
|---|--|
| (1996) Sensorineural hearing loss following acute bacterial meningitis - A prospective evaluation. <i>Indian Pediatrics</i> 33(9): 763-766 | intervention: no mention of steroids. Wrong study design: descriptive non comparative study |
| Daoud,A.S., Batieha,A., Al-Sheyyab,M., Abuekteish,F., Obeidat,A., Mahafza,T., Lack of effectiveness of dexamethasone in neonatal bacterial meningitis, <i>European Journal of Pediatrics</i> , 158, 230-233, 1999 | The study was included in a systematic review (Ogunlesi 2015) which has been selected for inclusion. |
| Davey, M. (2010) Theme: Acute bacterial meningitis. <i>Emergency Medicine Journal</i> 27(3): 178 | Study design does not meet the inclusion criteria: Emergency Medicine Questions |
| Davies, E. G, Gibb, D, Kroll, S et al. (1992) Should we use dexamethasone in meningitis?. <i>Archives of Disease in Childhood</i> 67(11): 1398-1401 | Study design does not meet the inclusion criteria: discussion paper |
| De Gans, J., Van De Beek, D., Dexamethasone in adults with bacterial meningitis; a randomised placebo-controlled trial, <i>Nederlands tijdschrift voor geneeskunde</i> , 146, 2235-2240, 2002 | Study reported in Brouwer 2015 |
| de Gans, J., van de Beek, D., European Dexamethasone in Adulthood Bacterial Meningitis Study, Investigators, Dexamethasone in adults with bacterial meningitis, <i>New England Journal of Medicine</i> <i>N Engl J Med</i> , 347, 1549-56, 2002 | Duplicate of De Gans 2002 |
| de Gans, J and van de Beek, D. (2003) Dexamethasone improved disability in acute bacterial meningitis. <i>Evidence-Based Medicine</i> 8(3): 86 | Study design does not meet the inclusion criteria: commentary |
| Dele Davies, H and Tan, B. (2001) Therapy of suspected bacterial meningitis in Canadian children six weeks of age and older. <i>Paediatrics and Child Health</i> 6(3): 147-160 | Study design does not meet the inclusion criteria: Canadian Paediatric Society Statement |
| DeLemos, R. A., Haggerty, R. J., Corticosteroids as an adjunct to treatment in bacterial meningitis. A controlled clinical trial, <i>Pediatrics</i> <i>Pediatrics</i> , 44, 30-4, 1969 | Study conducted prior to 1980 |
| Dias, S., Brouwer, M. C., Van De Beek, D., Differences between sexes in the response to corticosteroids in adults with community-acquired bacterial meningitis, <i>European journal of neurology</i> , 26 (Supplement 1), 59, 2019 | Study design does not meet the inclusion criteria: conference abstract |
| El Bashir, H., Laundry, M., Booy, R., Diagnosis and treatment of bacterial meningitis, <i>Archives of Disease in Childhood</i> , 88, 615-620, 2003 | Study type does not meet the inclusion criteria: discussion paper |
| Ellis, Jayne, Harvey, David, Defres, Sylviane et al. (2022) Clinical management of community-acquired meningitis in adults in the UK and Ireland in 2017: a retrospective cohort study on behalf of the National Infection Trainees Collaborative for Audit and Research (NITCAR). <i>BMJ open</i> 12(7): e062698 | Outcome not of interest for review |
| Ellison, G. W., Corticosteroids in neurologic disease, <i>Hospital Practice (Office Edition)</i> <i>Hosp Pract (Off Ed)</i> , 19, 105-9, 113-5, 1984 | Study type does not meet the inclusion criteria: discussion paper |
| Farina, J. L. S., Alencastro, R., Dalligna, C., | Study type does not meet the inclusion criteria: |

| Study | Reason for Exclusion |
|---|---|
| Rotta, N. T., Dexamethasone and bacterial meningitis: a randomised controlled trial in Brazilian children and a meta-analysis study, <i>Neurology</i> , 45, A349, 1995 | conference abstract |
| Faust, S. N; Pathan, N; Levin, M. (2007) Bacterial meningitis and brain abscess. <i>Foundation Years</i> 3(2): 70-75 | Study design does not meet the inclusion criteria: discussion paper |
| Feigin, R. D; McCracken Jr, G. H; Klein, J. O. (1992) Diagnosis and management of meningitis. <i>Pediatric Infectious Disease Journal</i> 11(9): 785-814 | Study design does not meet the inclusion criteria: report |
| Feldman, C., Anderson, R., Bacteraemic pneumococcal pneumonia: current therapeutic options, <i>Drugs</i> , 71, 131-53, 2011 | Study type does not meet the inclusion criteria: Discussion paper |
| Fischer, M., Hilinski, J., Stephens, D. S., Adjuvant therapy for meningococcal sepsis, <i>Pediatric infectious disease journal</i> , 24, 177-178, 2005 | Study type does not meet the inclusion criteria: Discussion paper |
| Fox, J. L. (2006) In children with bacterial meningitis, does the addition of dexamethasone to an antibiotic treatment regimen result in a better clinical outcome than the antibiotic regimen alone?: Part A: Evidence-based answer and summary. <i>Paediatrics & Child Health</i> Paediatr child health 11(1): 33-4 | Study design does not meet the inclusion criteria: discussion paper |
| Fritz, D., Brouwer, M. C., van de Beek, D., Dexamethasone and long-term survival in bacterial meningitis, <i>Neurology</i> Neurology, 79, 2177-9, 2012 | Follow-up data from de Gans 2002 |
| Geiman, B. J., Smith, A. L., Dexamethasone and bacterial meningitis. A meta-analysis of randomized controlled trials, <i>Western Journal of Medicine</i> West J Med, 157, 27-31, 1992 | Reports on the same studies as Brouwer 2015 |
| Gijwani, D., Kumhar, M. R., Singh, V. B., Chadda, V. S., Soni, P. K., Nayak, K. C., Gupta, B. K., Dexamethasone therapy for bacterial meningitis in adults: a double blind placebo control study, <i>Neurology India</i> Neurol India, 50, 63-7, 2002 | Excluded from Brouwer 2015 as trial did not adequately generate a randomisation sequence and alternate allocation regime used |
| Ginsberg, L. (2004) Difficult and recurrent meningitis. <i>Journal of Neurology, Neurosurgery and Psychiatry</i> 75(suppl1) | Study design does not meet the inclusion criteria: discussion paper |
| Glimaker, M, Brink, M, Naucler, P et al. (2016) Betamethasone and dexamethasone in adult community-acquired bacterial meningitis: a quality registry study from 1995 to 2014. <i>Clinical Microbiology and Infection</i> 22(9): 814 | Population does not match inclusion criteria: bacterial meningitis |
| Grimwood, K and Dawson, K. P. (1982) Management of acute bacterial meningitis in childhood. <i>New Zealand Medical Journal</i> 95(713): 545-548 | Study design does not meet the inclusion criteria: discussion paper |
| Gupta, A., Singh, N. K., Dexamethasone in adults with bacterial meningitis, <i>Journal of the Association of Physicians of India</i> J Assoc Physicians India, 44, 90-2, 1996 | Study design: non-randomised study |
| Gupta, S., Tuladhar, A. B., Does early | Narrative review |

| Study | Reason for Exclusion |
|---|--|
| administration of dexamethasone improve neurological outcome in children with meningococcal meningitis?, Archives of disease in childhood, 89, 82-83, 2004 | |
| Havens, P. L., Wendelberger, K. J., Hoffman, G. M., Lee, M. B., Chusid, M. J., Corticosteroids as adjunctive therapy in bacterial meningitis. A meta-analysis of clinical trials, American Journal of Diseases of ChildrenAm J Dis Child, 143, 1051-5, 1989 | Meta-analysis including studies already included in Brouwer 2015 and those which are not eligible for inclusion |
| Heyderman, R. S and Klein, N. J. (2000) Emergency management of meningitis. Journal of the Royal Society of Medicine 93(5): 225-229 | Study design does not meet the inclusion criteria: discussion paper |
| Heyderman, R. S, Lambert, H. P, O'Sullivan, I et al. (2003) Early management of suspected bacterial meningitis and meningococcal septicaemia in adults. Journal of infection 46(2): 75-77 | Study design does not meet the inclusion criteria: discussion paper |
| Heckenberg, S. G., Brouwer, M. C., van der Ende, A., van de Beek, D., Adjunctive dexamethasone in adults with meningococcal meningitis, Neurology, 79, 1563-9, 2012 | Comparator of interest does not meet the inclusion criteria: results do not distinguish between dexamethasone and non-dexamethasone groups |
| Hoen, B, Varon, E, Debroucker, T et al. (2019) Management of acute community-acquired bacterial meningitis (excluding newborns). Short text. Medecine et Maladies Infectieuses 49(6): 367-404 | Study design does not meet the inclusion criteria: summary of a consensus conference on anti-infective agents |
| Hsieh, Dong-Yi, Lai, Yun-Ru, Lien, Chia-Yi et al. (2021) Nationwide Population-Based Epidemiological Study for Outcomes of Adjunctive Steroid Therapy in Pediatric Patients with Bacterial Meningitis in Taiwan. International journal of environmental research and public health 18(12) | Study design does not meet the inclusion criteria: non-RCT studies - there are sufficient RCTs included in the review |
| Isaacs, D. (2000) The management of neonatal meningitis. Current Paediatrics 10(2): 96-103 | Study design does not meet the inclusion criteria: discussion paper |
| Jafari, H. S and McCracken Jr, G. H. (1993) Update on steroids for bacterial meningitis. Report on Pediatric Infectious Diseases 3(2): 05-Jun | Study design does not meet the inclusion criteria: discussion paper |
| Johnson, R., Ho, J., Fowler, P., Heidari, A., Coccidioidal Meningitis: A Review on Diagnosis, Treatment, and Management of Complications, Current Neurology & Neuroscience ReportsCurr Neurol Neurosci Rep, 18, 19, 2018 | Study type does not meet the inclusion criteria: discussion paper |
| Kanra, G. Y., Ozen, H., Secmeer, G., Ceyhan, M., Ecevit, Z., Belgin, E., Beneficial effects of dexamethasone in children with pneumococcal meningitis, Pediatric Infectious Disease JournalPediatr Infect Dis J, 14, 490-4, 1995 | Included in Brouwer 2015 |
| Kaplan, S. L. (1990) Corticosteroids and bacterial meningitis. Scandinavian Journal of Infectious Diseases SupplementScand J Infect Dis Suppl 73: 43-54 | Study design not of interest for review: narrative review of bacterial meningitis |
| Kaplan, S. L. (1997) Adjunctive therapy in children with bacterial meningitis. Annals of | Study design does not meet the inclusion criteria: Narrative review about the current |

| Study | Reason for Exclusion |
|--|--|
| Saudi Medicine 17(2): 204-208 | concepts regarding the pathophysiology of bacterial meningitis |
| Kaplan, S.L. (1992) New aspects of prevention and therapy of meningitis. Infectious Disease Clinics of North America 6(1): 197-214 | Study design not of interest for review: narrative review of bacterial meningitis |
| Kellner, J. D. (2005) Corticosteroids for suspected bacterial meningitis in children - Status in 2005. Paediatrics & Child HealthPaediatr child health 10(2): 107-8 | Study design does not meet the inclusion criteria: discussion paper |
| Kennedy,W.A., Hoyt,M.J., McCracken,G.H.,Jr., The role of corticosteroid therapy in children with pneumococcal meningitis, American Journal of Diseases of Children, 145, 1374-1378, 1991 | Subset of Lebel 1988 |
| Kilpi, T., Peltola, H., Jauhiainen, T., Kallio, M. J., Oral glycerol and intravenous dexamethasone in preventing neurologic and audiological sequelae of childhood bacterial meningitis. The Finnish Study Group, Pediatric Infectious Disease JournalPediatr Infect Dis J, 14, 270-8, 1995 | Included in Brouwer 2015 |
| King, S. M., Law, B., Langley, J. M., Heurter, H., Bremner, D., Wang, E. E., Gold, R., Dexamethasone therapy for bacterial meningitis: Better never than late?, Canadian Journal of Infectious DiseasesCan, 5, 210-5, 1994 | Included in Brouwer 2015 |
| Klastersky, J. (1971) Effectiveness of adrenal corticosteroids in the management of severe bacterial infections. Revue europeenne d'etudes cliniques et biologiques. European journal of clinical and biological research 16(5): 413-417 | Study design does not meet the inclusion criteria: discussion paper |
| Klein, J. O. (1989) Bacterial meningitis in infants and children. Current Opinion in Infectious Diseases 2(2): 206-209 | Study design does not meet the inclusion criteria: discussion paper |
| Klugman, K. P., Dagan, R., Randomized comparison of meropenem with cefotaxime for treatment of bacterial meningitis. Meropenem Meningitis Study Group, Antimicrobial Agents & ChemotherapyAntimicrob Agents Chemother, 39, 1140-6, 1995 | Intervention does not meet the inclusion criteria: no corticosteroid treatment |
| Koelman, Diederik L H, Brouwer, Matthijs C, Ter Horst, Liora et al. (2022) Pneumococcal Meningitis in Adults: A Prospective Nationwide Cohort Study Over a 20-year Period. Clinical infectious diseases : an official publication of the Infectious Diseases Society of America 74(4): 657-667 | Study design does not meet the inclusion criteria: non-RCT studies - here are sufficient RCTs included in the review |
| Lambert, H. P. (1994) Meningitis. Journal of Neurology Neurosurgery and Psychiatry 57(4): 405-415 | Study design does not meet the inclusion criteria: discussion paper |
| Lebel, M. H., Freij, B. J., Syrogiannopoulos, G. A., Chrane, D. F., Hoyt, M. J., Stewart, S. M., Kennard, B. D., Olsen, K. D., McCracken, G. H., Jr., Dexamethasone therapy for bacterial meningitis. Results of two double-blind, placebo-controlled trials, New England Journal of MedicineN Engl J Med, 319, 964-71, 1988 | Included in Brouwer 2015 |
| Lebel, M. H., Hoyt, M. J., Waagner, D. C., | Included in Brouwer 2015 |

| Study | Reason for Exclusion |
|---|--|
| Rollins, N. K., Finitzo, T., McCracken, G. H., Jr., Magnetic resonance imaging and dexamethasone therapy for bacterial meningitis, American Journal of Diseases of ChildrenAm J Dis Child, 143, 301-6, 1989 | |
| Lipton, J.D and Schafermeyer, R.W. (1993) Evolving concepts in pediatric bacterial meningitis - Part II: Current management and therapeutic research. Annals of Emergency Medicine 22(10): 1616-1629 | Study design does not meet the inclusion criteria: narrative review |
| Lorber, J. (1976) Treatment of neonatal meningitis. Prescribers' Journal 16(4): 82-90 | Population not of interest for review: neonates. Study design not of interest for review: narrative review of current treatment recommendations, complications, prognosis |
| Low, P. S. (1991) An update on bacterial meningitis. Journal of the Singapore Paediatric SocietyJ Singapore Paediatr Soc 33(01feb): 11-May | Study design not of interest for review: narrative review of bacterial meningitis: diagnosis, progression of the illness, pathophysiology, prevention, and current treatment |
| Mathur, N. B., Garg, A., Mishra, T. K., Role of dexamethasone in neonatal meningitis: a randomized controlled trial, Indian Journal of PediatricsIndian J Pediatr, 80, 102-7, 2013 | Included in Brouwer 2015 |
| McCracken Jr, G. H. (2004) Current management of bacterial meningitis. Advances in Experimental Medicine and Biology 549: 31-33 | Study design not of interest for review: narrative overview of bacterial meningitis, including diagnosis, vaccine development, and treatment |
| McCracken, G. H and Jr. (1992) Current management of bacterial meningitis in infants and children. Pediatric Infectious Disease Journal 11(2): 169-74 | Study design does not meet the inclusion criteria: editorial |
| McCracken, G. H., Jr., Lebel, M. H., Dexamethasone therapy for bacterial meningitis in infants and children, American Journal of Diseases of ChildrenAm J Dis Child, 143, 287-9, 1989 | Study type does not meet the inclusion criteria: editorial |
| McGee, S., Hirschmann, J., Use of corticosteroids in treating infectious diseases, Archives of Internal MedicineArch Intern Med, 168, 1034-46, 2008 | Mixed population. 15 studies identified which investigated corticosteroid therapy in bacterial meningitis. Limited information provided on these studies. |
| McIntyre,P.B., Berkey,C.S., King,S.M., Schaad,U.B., Kilpi,T., Kanra,G.Y., Perez,C.M., Dexamethasone as adjunctive therapy in bacterial meningitis. A meta-analysis of randomized clinical trials since 1988, JAMA, 278, 925-931, 1997 | All studies were included in Brouwer 2015 |
| McIntyre,P.B., Macintyre,C.R., Gilmour,R., Wang,H., A population based study of the impact of corticosteroid therapy and delayed diagnosis on the outcome of childhood pneumococcal meningitis, Archives of Disease in Childhood, 90, 391-396, 2005 | Study design does not meet the inclusion criteria: non-randomised study |
| Molyneux, E and Njiram'madzi, J. (2015) Prevention and treatment of bacterial meningitis in resource poor settings. Pediatric Infectious Disease Journal 34(4): 441-443 | Study design does not meet the inclusion criteria: review |
| Morley, S. L and Levin, M. (1998) Bacterial | Study design not of interest for review: narrative |

| Study | Reason for Exclusion |
|---|---|
| meningitis. Prescribers' Journal 38(3): 129-141 | review of the clinical picture, diagnosis, management, antibiotic treatment and resistance, and steroid use |
| Mulhem, Elie, In adults with acute bacterial meningitis, is adding corticosteroids to standard treatment with antibacterial agents helpful?, Cochrane Clinical Answers, 2016 | Already included in Brouwer 2015 |
| Mulhem, Elie, In children with acute bacterial meningitis, is there randomized controlled trial evidence to support adding corticosteroids to standard treatment with antibacterial agents?, Cochrane Clinical Answers, 2016 | Already included in Brouwer 2015 |
| Murray, J. D, Fleming, P. C, Anglin, C. S et al. (1972) Acute bacterial meningitis in childhood: an outline of management. Clinical Pediatrics 11(8): 455-64 | Intervention not of interest for review: no relevant interventions reported |
| Namani, S; Milenkovic, Z; Koci, B. (2013) A prospective study of risk factors for neurological complications in childhood bacterial meningitis. Jornal de Pediatria 89(3): 256-62 | Population and study design combination does not match inclusion criteria |
| Nguyen, T. H., Tran, T. H., Thwaites, G., Ly, V. C., Dinh, X. S., Ho Dang, T. N., Dang, Q. T., Nguyen, D. P., Nguyen, H. P., To, S. D., Nguyen v, V., Nguyen, M. D., Campbell, J., Schultsz, C., Parry, C., Torok, M. E., White, N., Nguyen, T. C., Tran, T. H., Stepniewska, K., Farrar, J. J., Dexamethasone in Vietnamese adolescents and adults with bacterial meningitis, New England Journal of Medicine N Engl J Med, 357, 2431-40, 2007 | Included in Brouwer 2015 |
| Nichols, D and Jordan, V. (2003) Dexamethasone in acute bacterial meningitis. CJEM Canadian Journal of Emergency Medical Care CJEM, Can 5(6): 412-5 | Study design does not meet the inclusion criteria: commentary paper, review of de Gans 2002 |
| Odio, C. M., Faingezicht, I., Paris, M., Nassar, M., Baltodano, A., Rogers, J., Saez-Llorens, X., Olsen, K. D., McCracken, G. H., Jr., The beneficial effects of early dexamethasone administration in infants and children with bacterial meningitis, New England Journal of Medicine N Engl J Med, 324, 1525-31, 1991 | Included in Brouwer 2015 |
| Peltola, H., Roine, I., Improving the outcomes in children with bacterial meningitis, Current Opinion in Infectious Diseases Curr Opin Infect Dis, 22, 250-5, 2009 | Narrative review |
| Peltola, H., Roine, I., Fernandez, J., Gonzalez Mata, A., Zavala, I., Gonzalez Ayala, S., Arbo, A., Bologna, R., Goyo, J., Lopez, E., Mino, G., Dourado de Andrade, S., Sarna, S., Jauhiainen, T., Hearing impairment in childhood bacterial meningitis is little relieved by dexamethasone or glycerol, Pediatrics Pediatrics, 125, e1-8, 2010 | Analysis not of interest for review: secondary analysis of Peltola 2007 examining the effect of interventions and presenting status on different thresholds of hearing loss |
| Peltola, H., Roine, I., Fernandez, J., Zavala, I., Ayala, S.G., Mata, A.G., Arbo, A., Bologna, R., Mino, G., Goyo, J., Lopez, E., de Andrade, S.D., Sarna, S., Adjuvant glycerol and/or dexamethasone to improve the outcomes of | Included in Brouwer 2015 |

| Study | Reason for Exclusion |
|---|--|
| childhood bacterial meningitis: a prospective, randomized, double-blind, placebo-controlled trial, <i>Clinical Infectious Diseases</i> , 45, 1277-1286, 2007 | |
| Peterkovic, V, Trkulja, V, Kutlesa, M et al. (2011) Dexamethasone for adult community-acquired bacterial meningitis: 20 years of experience in daily practice. <i>Journal of neurology</i> : 01-Dec | Population and study design combination does not match inclusion criteria |
| Plotkin, S. A, Halsey, N. A, Lepow, M. L et al. (1990) Dexamethasone therapy for bacterial meningitis in infants and children. <i>Pediatrics</i> 86(1): 130-133 | Study type does not meet the inclusion criteria: discussion paper |
| Pomeroy, S. L. (1990) Neurologic sequelae of bacterial meningitis in children. <i>Current Opinion in Pediatrics</i> 2(6): 1071-1074 | Intervention not of interest for review: no relevant interventions reported |
| Prasad, K., Karlupia, N., Kumar, A., Treatment of bacterial meningitis: an overview of Cochrane systematic reviews, <i>Respiratory Medicine</i> 103, 945-50, 2009 | Overview of systematic reviews |
| Prats, J. A. G. G., Gaspar, A. J., Ribeiro, A. B. G., de Paula, G. D., de Boas, L. V. S. P. V., de Sa, F. P., Systematic review of dexamethasone as an adjuvant therapy for bacterial meningitis in children, <i>Revista Paulista de Pediatria</i> , 30, 586-593, 2012 | All studies included in Brouwer 2015 |
| Qazi, S. A., Khan, M. A., Mughal, N., Ahmad, M., Joomro, B., Sakata, Y., Kuriya, N., Matsuishi, T., Abbas, K. A., Yamashita, F., Dexamethasone and bacterial meningitis in Pakistan, <i>Archives of Disease in Childhood</i> 75, 482-8, 1996 | Included in Brouwer 2015 |
| Quagliarello, V. J and Scheld, W. M. (1997) Treatment of bacterial meningitis. <i>New England journal of medicine</i> 336(10): 708-16 | Study design does not meet the inclusion criteria: discussion paper |
| Quagliarello, V and Scheld, W. M. (2010) Do steroids benefit patients with bacterial meningitis?. <i>Nature Reviews Neurology</i> 6(10): 529-530 | Study type does not meet the inclusion criteria: commentary |
| Rayanakorn, A., Ser, H. L., Pusparajah, P., Chan, K. G., Goh, B. H., Khan, T. M., Saokaew, S., Lee, S. W. H., Lee, L. H., Comparative efficacy of antibiotic(s) alone or in combination of corticosteroids in adults with acute bacterial meningitis: A systematic review and network meta-analysis, 15, e0232947, 2020 | All the relevant studies are included in Brouwer 2015 and Gijwani 2002 |
| Rosdahl, N; Jensen, K; Ranek, L. (1970) Steroids and acute pyogenic meningitis. <i>British Medical Journal</i> 2(5701): 113 | Study design not of interest for review: short report on pneumococcal meningitis (wrong population); Pyogenic m = bacterial m: Pneumococcal Meningitis. letter to the Editor |
| Saez-Llorens, X, Ramilo, O, Mustafa, M. M et al. (1990) Molecular pathophysiology of bacterial meningitis: Current concepts and therapeutic implications. <i>Journal of Pediatrics</i> 116(5): 671-684 | Study type does not meet the inclusion criteria: review |

| Study | Reason for Exclusion |
|--|---|
| Sankar,J., Singhi,P., Bansal,A., Ray,P., Singhi,S., Role of dexamethasone and oral glycerol in reducing hearing and neurological sequelae in children with bacterial meningitis, Indian Pediatrics, 44, 649-656, 2007 | Included in Brouwer 2015 |
| Scarborough, M., Gordon, S. B., Whitty, C. J., French, N., Njalale, Y., Chitani, A., Peto, T. E., Lalloo, D. G., Zijlstra, E. E., Corticosteroids for bacterial meningitis in adults in sub-Saharan Africa, New England Journal of Medicine N Engl J Med, 357, 2441-50, 2007 | Population not of interest for review: 89% of population HIV positive |
| Schaad, U. B., Lips, U., Gnehm, H. E., Blumberg, A., Heinzer, I., Wedgwood, J., Dexamethasone therapy for bacterial meningitis in children. Swiss Meningitis Study Group, Lancet Lancet, 342, 457-61, 1993 | Included in Brouwer 2015 |
| Scheifele, D. W. (1994) Dissenting views on dexamethasone therapy for bacterial meningitis. Canadian Journal of Infectious Diseases Can 5(5): 201-2 | Study design does not meet the inclusion criteria: editorial |
| Shao, M., Xu, P., Liu, J., Liu, W., Wu, X., The role of adjunctive dexamethasone in the treatment of bacterial meningitis: an updated systematic meta-analysis, Patient preference & adherence Patient Prefer Adherence, 10, 1243-9, 2016 | Eight of the ten studies in meta-analysis included in Brouwer 2015. 2 studies not included were published in Chinese (Fu 2009 and He 2013) and insufficient study details in meta-analysis to complete risk of bias assessment. |
| Shembesh, N. M., Elbargathy, S. M., Kashbur, I. M., Rao, B. N., Mahmoud, K. S., Dexamethasone as an adjunctive treatment of bacterial meningitis, Indian Journal of Pediatrics Indian J Pediatr, 64, 517-22, 1997 | Excluded from Brouwer 2015 as trial did not adequately generate a randomisation sequence and alternate allocation regime used |
| Singhi, P.D. (1994) Recent trends in the management of acute bacterial meningitis. Indian Pediatrics 31(11): 1321-1327 | Study design does not meet the inclusion criteria: editorial |
| in childhood bacterial meningitis in Malawi: a randomized controlled trial. Current Infectious Disease Reports Curr Infect Dis Rep 4(5): 375-376 | Study design does not meet the inclusion criteria: editorial comment |
| Suh, K. N., Dexamethasone in adults with bacterial meningitis, Canadian medical association journal, 168, 740, 2003 | Study type does not meet the inclusion criteria: editorial |
| Svendsen, M. B, Ring Kofoed, I, Nielsen, H et al. (2020) Neurological sequelae remain frequent after bacterial meningitis in children. Acta Paediatrica 109(2): 361-367 | Population not of interest for review: no relevant data reported; only 9% of the study population received dexamethasone |
| Tan, B; Davies, H; members of the Paediatric Investigators' Collaborative Network on Infections in, Canada (2002) Dexamethasone and antibiotics for the empirical treatment of bacterial meningitis in Canadian children: A survey of paediatric infectious diseases specialists. Paediatrics & Child Health Paediatr child health 7(6): 390-7 | Study design does not meet the inclusion criteria: survey of a group of paediatric infectious diseases specialists and microbiologists in Canada |
| Thomas, R., Le Tulzo, Y., Bellissant, E., The role of corticosteroid therapy on bacterial meningitis in adults, Medecine ET maladies | Article in French |

| Study | Reason for Exclusion |
|--|---|
| infectieuses, 26, 1119-1124, 1996 | |
| Thomas, R., Le Tulzo, Y., Bouget, J., Camus, C., Michelet, C., Le Corre, P., Bellissant, E., Trial of dexamethasone treatment for severe bacterial meningitis in adults. Adult Meningitis Steroid Group, Intensive Care MedicineIntensive Care Med, 25, 475-80, 1999 | Study reported on in Brouwer 2015 |
| Tian, C., Jin, S., Zhao, Z. et al. (2022) Association of Corticosteroid Treatment With Outcomes in Pediatric Patients With Bacterial Meningitis: A Systematic Review and Meta-analysis of Randomized Controlled Trials. Clinical Therapeutics 44(4): 551-564 | Systematic review - included studies failed to meet inclusion criteria |
| Tolaj, I., Dreshaj, S., Qehaja, E., Tolaj, J., Doda-Ejupi, T., Mehmeti, M., Dexamethasone as adjuvant therapy in the treatment of invasive meningococcal diseases, Medicinski ArhivMed Arh, 64, 228-30, 2010 | Meningococcal disease (population incorrect for this question) |
| Tolaj, I., Ramadani, H., Mehmeti, M., Gashi, H., Kasumi, A., Gashi, V., Jashari, H., Does Dexamethasone Helps in Meningococcal Sepsis?, Medical archives (Sarajevo, Bosnia and Herzegovina), 71, 173-177, 2017 | Population not of interest for review: all population had meningococcal disease |
| Townsend, G.C and Scheld, W.M. (1996) Anti-inflammatory therapy for bacterial meningitis. Rationale and practice. Clinical Immunotherapeutics 5(3): 223-229 | Study design does not meet the inclusion criteria: discussion paper about the pathophysiology and management of bacterial meningitis |
| Tubiana, S, Varon, E, Biron, C et al. (2020) Community-acquired bacterial meningitis in adults: in-hospital prognosis, long-term disability and determinants of outcome in a multicentre prospective cohort. Clinical Microbiology and Infection 26(9): 1192-1200 | Outcome not of interest for review: data not presented by corticosteroid treatment group; cannot extract relevant data (no comparative data). Supplementary tables also checked: not sure if it is relevant |
| Tunkel, A. R. (2003) Adjunctive Dexamethasone in Bacterial Meningitis in Children. Current Infectious Disease Reports 5(4): 319 | Study design does not meet the inclusion criteria: A short clinical trial report |
| Tunkel, A. R. (2003) Adjunctive Dexamethasone in Bacterial Meningitis in Adults. Current Infectious Disease Reports 5(4): 320-321 | Study design does not meet the inclusion criteria: editor's comment |
| Tunkel, A. R and Scheld, W. M. (1989) Therapy of bacterial meningitis: principles and practice. Infection control and hospital epidemiology : the official journal of the Society of Hospital Epidemiologists of America 10(12): 565-569 | Study design not of interest for review: narrative review of antibiotic therapy and use of corticosteroids |
| Tunkel, A. R and Scheld, W. M. (1991) Therapy of bacterial meningitis in children. International Journal of Antimicrobial Agents 1(02mar): 109-115 | Study design not of interest for review: narrative review of antimicrobial therapy and other adjunct therapies |
| Tuomanen, E. (1990) Advances in the diagnosis and management of bacterial meningitis. Current Opinion in Infectious Diseases 3(5): 596-602 | Study type does not meet the inclusion criteria: discussion paper |
| van de Beek, D, Brouwer, M, Hasbun, R et al. (2016) Community-acquired bacterial meningitis. Nature Reviews. Disease PrimersNat Rev Dis Prim 2: 16074 | Study design does not meet the inclusion criteria: an overview of various aspects of bacterial meningitis |

| Study | Reason for Exclusion |
|---|--|
| Van De Beek, D., De Gans, J., Dexamethasone and pneumococcal meningitis, <i>Annals of internal medicine</i> , 141, 327, 2004 | Study type does not meet the inclusion criteria: editorial letter |
| van de Beek, D, de Gans, J, McIntyre, P et al. (2004) Review: Adjuvant corticosteroid therapy reduces death, hearing loss, and neurological sequelae in bacterial meningitis. <i>Evidence-Based Medicine</i> 9(2): 48 | Study design not of interest for review: short report on Cochrane SR; superseded by more recent publication (Brouwer 2015) |
| van de Beek, D., de Gans, J., McIntyre, P., Prasad, K., Steroids in adults with acute bacterial meningitis: a systematic review, <i>The Lancet Infectious Diseases</i> <i>Lancet Infect Dis</i> , 4, 139-43, 2004 | Study type does not meet the inclusion criteria: Editorial letter |
| van de Beek, D., Farrar, J. J., de Gans, J., Mai, N. T., Molyneux, E. M., Peltola, H., Peto, T. E., Roine, I., Scarborough, M., Schultsz, C., Thwaites, G. E., Tuan, P. Q., Zwinderman, A. H., Adjunctive dexamethasone in bacterial meningitis: a meta-analysis of individual patient data, <i>Lancet Neurology</i> <i>Lancet neurol</i> , 9, 254-63, 2010 | All relevant studies included in Brouwer 2015 |
| Van Der Heide, R. M., De Gans, J., Van De Beek, D., Favorable effect of dexamethasone in adults with acute bacterial meningitis; a randomized placebo-controlled study, <i>Nederlands tijdschrift voor geneeskunde</i> , 147, 223-224, 2003 | Article in Dutch |
| Vardakas, K. Z., Matthaïou, D. K., Falagas, M. E., Adjunctive dexamethasone therapy for bacterial meningitis in adults: a meta-analysis of randomized controlled trials, <i>European Journal of Neurology</i> <i>Eur J Neurol</i> , 16, 662-73, 2009 | All relevant studies included in Brouwer 2015 |
| Wald, E. R., Kaplan, S. L., Mason, E. O., Jr., Sabo, D., Ross, L., Arditi, M., Wiedermann, B. L., Barson, W., Kim, K. S., Yogov, R., et al., Dexamethasone therapy for children with bacterial meningitis. Meningitis Study Group, <i>Pediatrics</i> <i>Pediatrics</i> , 95, 21-8, 1995 | Included in Brouwer 2015 |
| Wang, Y., Liu, X., Wang, Y., Liu, Q., Kong, C., Xu, G., Meta-analysis of adjunctive dexamethasone to improve clinical outcome of bacterial meningitis in children [Correction: <i>Childs Nervous System</i> 2018; 34(2): 225], <i>Childs Nervous System</i> <i>Childs Nerv Syst</i> , 34, 217-223, 2018 | Systematic review - eligible studies in the review have been included |
| Weisfelt, M., van de Beek, D., de Gans, J., Dexamethasone treatment in adults with pneumococcal meningitis: risk factors for death, <i>European Journal of Clinical Microbiology & Infectious Diseases</i> <i>Eur J Clin Microbiol Infect Dis</i> , 25, 73-8, 2006 | Study design does not meet the inclusion criteria: non-randomised study |

1 *HIV: human immunodeficiency virus.*

2 **Excluded economic studies**

3 No studies were identified which were applicable to this review question.

1
2
3
4
5
6
7
8
9
10
11
12
13
14
15
16
17
18
19
20
21
22
23
24
25
26
27
28

1

2 **Appendix K Research recommendations – full details**

3 **Research recommendations for review question: What is the effectiveness of**
4 **corticosteroid treatment in bacterial meningitis?**

5 **Research question**

6 What is the effectiveness of corticosteroids as an adjunct to antibiotic treatment in newborn
7 babies with suspected or confirmed bacterial meningitis?

8 **Why this is important**

9 Neonatal bacterial meningitis is associated with high morbidity, despite the availability of
10 antibiotics that are highly effective against the leading causes of bacterial meningitis in this
11 age group. New approaches to management are needed because there are currently no
12 vaccines to protect against infection from the causative organisms. Corticosteroids are
13 effective as an adjunct to antibiotic treatment in older children with meningitis caused by Hib,
14 and in adults with bacterial meningitis. However, there is insufficient evidence for adjunctive
15 corticosteroid treatment in neonates. Extrapolation from older age groups would be
16 inappropriate because the spectrum of organisms causing infection in neonates is different,
17 and the impact on the developing brain of the causative organisms during inflammation may
18 not be the same.

19 **Table 4: Research recommendation rationale**

| | |
|---|--|
| Research question | What is the effectiveness of corticosteroids as an adjunct to antibiotic treatment in newborn babies with suspected or confirmed bacterial meningitis? |
| Why is this needed | |
| Importance to ‘patients’ or the population | Neonatal bacterial meningitis is associated with high morbidity. New approaches to management are needed because there are currently no vaccines to protect against infection from the causative organisms. |
| Relevance to NICE guidance | The committee agreed to not write recommendations on the use of corticosteroids in neonates due to insufficient evidence |
| Relevance to the NHS | New approaches to management are needed. Bacterial meningitis is accompanied by marked inflammation in the subarachnoid space and corticosteroids given with antibiotics can reduce this inflammation. |
| National priorities | This does not align with any specific NHS priority but new approaches to the clinical management of bacterial meningitis in neonates are required |
| Current evidence base | There is evidence showing corticosteroids (as an adjunct to antibiotics) are effective in older children with meningitis caused by Hib and in adults with bacterial meningitis, but there is insufficient evidence for adjunctive corticosteroid treatment in neonates. Extrapolation from older age groups would be inappropriate because the |

| | |
|--------------------------|--|
| Research question | What is the effectiveness of corticosteroids as an adjunct to antibiotic treatment in newborn babies with suspected or confirmed bacterial meningitis? |
| | spectrum of organisms causing infection in neonates is different, and the impact on the developing brain of the causative organisms during inflammation may not be the same. |
| Equality | No equality issues identified |
| Feasibility | Given that adjunctive corticosteroid treatment is in line with current NHS practice, the use of adjunctive corticosteroids in neonates was considered feasible |
| Other comments | None |

1 **Table 5: Research recommendation modified PICO table**

| Criterion | Explanation |
|-------------------------------|---|
| Population | Neonates (aged 28 days old and younger) with confirmed bacterial meningitis |
| Intervention | Corticosteroids (dexamethasone, hydrocortisone, prednisolone, or methylprednisolone; administered via any route) as an adjunct to antibiotic treatment |
| Comparator | Antibiotic treatment alone (no corticosteroid treatment) |
| Outcomes | All-cause mortality Long-term neurological deficits Developmental delay Diagnosis of epilepsy or occurrence of seizures during hospitalisation Hearing impairment Serious intervention-related adverse effects |
| Study design | RCT |
| Timeframe | 2-year post-intervention follow-up |
| Additional information | None |

2 *RCT: randomised controlled trial*